



# Albany Great Danes

2007 Record: 8-4, 6-0 NEC

2007 NEC Finish: 1st



## Raphael Nguti

Nguti is one of three all-NEC offensive linemen that return for the defending NEC champion Great Danes. Standing at 6'6" and 330 pounds, Nguti started in all 12 games on Albany's 2007 schedule. Playing his way to first team all-league honors at right tackle, Nguti helped the Great Danes to 209 rush yards and 28.4 points per contest.

## Outlook/Notes

Before Albany officially begins its title defense when it opens league play at Duquesne on October 4, head coach Bob Ford, as he routinely does, will put his team through a crucible known as the Great Danes non-conference schedule. Opening the season with four consecutive road dates at Colonial Athletic Association football members (Massachusetts, Hofstra, New Hampshire, Delaware), the Great Danes will see four programs that were all ranked amongst the nation's Top 25 at numerous junctures during the season.

The Great Danes are likely to be up for the challenge with numerous components back in place from the NEC's highest scoring offense (28.4 ppg). Running behind book-end senior tackle Raphael Nguti (6-6, 330 lbs) and fellow preseason all-NEC choice Kevin Richards, a junior center, tailback Dave McCarty will look for all-conference caliber results for the second straight year.

Although all-NEC safety Dave Nicomini is out with an injury suffered in spring ball, the NEC's second-ranked defense remains fairly intact. First team all-league pick Tom Pandolf returns up front, while senior preseason all-NEC safety Dave West should help in making Nicomini's absence less noticeable.

➤ Albany became the first NEC champion since Sacred Heart in 2001 to complete its NEC schedule unscathed. With a perfect 6-0 record, the Great Danes won their first NEC title since 2003, and third overall.

➤ Perennially a run-heavy offense that ranks amongst the league's top ground games, Albany's 2007 attack featured a potent passing game as well. In addition to tailback David McCarty's 1,503 rushing yards, which came up 21 yards shy of the program's single-season record, quarterback Vinny Esposito passed for the second-highest yardage total in UA's history. Esposito completed 154-of-277 attempts for 1,810 yards and 12 TDs. Both McCarty and Esposito return as juniors.

➤ The league's second-ranked scoring defense, allowing 19.4 ppg, in 2007, Albany surrendered more than 28 points on one occasion during the regular season. The No. 2 Montana Grizzlies defeated the Danes, 35-14, during week three.

➤ UA closed its regular season slate on a program record seven-game win streak. The Great Danes began the run with a non-conference home victory over Stony Brook before reeling off five straight over NEC foes, including a 49-14 triumph at Central Connecticut State in the regular season finale. The win secured outright possession of the NEC title and a berth in the annual Gridiron Classic.

➤ The Great Danes excelled in the turnover game during their title run, posting a league-best margin of +1.25 per game. Albany turned the ball over on only 10 occasions (four fumbles, six INTs), while taking the ball from its opponent 25 times (14 fumbles, 11 INTs). The Great Danes were the only team in the nation to not lose a fumble through its first nine games. Their streak ended on Nov. 10 when they coughed up two fumbles to Monmouth, but still prevailed, 21-3.

## Great Danes to Watch

### Offensive Focus

#### David McCarty

Jr., TB, 6-0, 190

Gansevoort, NY/Lasalle Institute

*2007 All-NEC Second Team... rushed for 1,503 yards (6.9 ypc) and 13 TDs during UA's championship run... his 125.5 yards per game average ranked him tenth nationally amongst all DI FCS rushers.*

McCarty's successful transition from flanker to tailback paid great dividends for the defending league champions. Winning a starting role as a sophomore, McCarty broke through with his first of six 125-yard rushing performances at Patriot League champion Fordham. In UA's title-clinching victory at CCSU, McCarty ran for 247 yards and two TDs.

### Defensive Focus

#### Dave West

Sr., S, 5-10, 185

Toms River, NJ/Toms River North

*2007 All-NEC Second Team... his 44 solo tackles were a 2007 team high and ranked him fourth in the NEC... made a total of 60 tackles to rank fourth on his team... broke up five passes, including two INTs.*

West was one of eight all-NEC players on an Albany defensive unit that was the conference's second-ranked squad in both the scoring defense and team defense categories. West joins senior lineman Tom Pandolf as the two all-league returnees from the 2007 championship defense.

**2008 schedule**

Date	Opponent	Result
8/30	at Massachusetts	6:00 pm
9/13	at Hofstra	7:00 pm
9/20	at New Hampshire	12:00 pm
9/27	at Delaware	6:00 pm
10/4	<b>at Duquesne</b>	1:00 pm
10/11	<b>Central Conn. St.</b>	1:00 pm
10/18	<b>at Sacred Heart</b>	1:00 pm
10/25	<b>Saint Francis (PA)</b>	4:00 pm
11/1	<b>Monmouth</b>	1:00 pm
11/8	<b>at Robert Morris</b>	1:00 pm
11/15	<b>Wagner</b>	1:00 pm

NEC Games in **Bold**

**2007 results**

Date	Opponent	Result
9/1	at Colgate	L, 13-11
9/8	at Fordham	W, 23-20
9/15	Hofstra	L, 28-13
9/22	No. 2 Montana	L, 35-14
10/6	Stony Brook	W, 24-23
10/13	<b>Sacred Heart</b>	<b>W, 38-7</b>
10/20	<b>at Saint Francis (PA)</b>	<b>W, 58-21</b>
10/27	<b>at Wagner</b>	<b>W, 24-10</b>
11/4	<b>Robert Morris</b>	<b>W, 45-17</b>
11/10	<b>at Monmouth</b>	<b>W, 21-3</b>
11/17	<b>at Central Conn. St.</b>	<b>W, 49-14</b>
12/1	at Dayton (Gridiron Classic)	L, 42-21

NEC Games in **Bold**

**all-time records**

Year	Record	Albany vs. the NEC
1973	7-2	
1974	9-0	
1975	7-2	
1976	4-5	<b>Opponent</b> <b>Record</b>
1977	9-2	CCSU              9-3
1978	7-3	Duquesne        1-0
1979	6-3	Monmouth       6-4
1980	5-5	Robert Morris   5-4
1981	7-3	Sacred Heart    8-2
1982	6-3	Saint Francis (PA) 9-0
1983	3-7	Wagner           10-1
1984	5-5	
1985	9-2	
1986	4-6	
1987	5-5	
1988	5-5	<b>SINCE JOINING THE NEC</b>
1989	5-4	<b>Year</b> <b>Record</b> <b>NEC</b>
1990	3-7	1999      7-2      6-1
1991	5-5	2000      5-6      5-3
1992	6-4	2001      7-3      5-2
1993	6-4	2002      8-4      6-1
1994	4-6	2003      7-4      6-1
1995	3-7	2004      4-7      4-3
1996	7-3	2005      5-6      4-3
1997	11-1	2006      7-4      5-2
1998	10-1	2007      8-4      6-0
		<b>Overall Record:</b> <b>216-140</b>
		<b>NEC Record:</b> <b>47-16</b>



**Quick Facts**

**General Information**

Location: Albany, NY  
 Founded: 1844  
 Enrollment: 12, 457 (undergraduate)  
 Nickname: Great Danes  
 Colors: Purple and Gold  
 President: George M. Philip  
 Faculty Representative: Dr. Teresa Harrison  
 Athletic Director: Dr. Lee McElroy  
 SWA: Jan Brown  
 Home Field/Capacity: University Field/5,000  
 Athletic Phone: (518) 442-2562

**Football Information**

Head Coach: Bob Ford  
 Overall Record/Years: 225-162-1/39 years  
 Record at UA/Years: 216-140-0/35 years  
 Inaugural Football Season: 1973  
 2007 Record: 8-4  
 NEC Record/Place: 6-0/1st  
 Offensive System: Multiple  
 Defensive System: Multiple  
 Off. Starters Returning/Lost: 6/5  
 Def. Starters Returning/Lost: 6/5  
 Football Office Phone: (518) 442-3052

**Sports Information**

Sports Information Director: Brian DePasquale  
 SID Phone: (518) 442-3072  
 SID Fax Line: (518) 442-3139  
 SID Cell: (518) 331-3714  
 SID e-mail Address: bdepasquale@uamail.albany.edu  
 Press Box Phone: (518) 442-5895/ 5897  
 Athletic Hotline Phone: (518) 442-DANE  
 Website Address: ualbany sports.com

**Coaching Staff**

Off. Coord./Quarterbacks: Ryan McCarthy  
 Offensive Line: Mike Morita  
 Wide Receivers: John Allen  
 Tight Ends: Eric Evans  
 Defensive Coordinator: Mike Simpson  
 Defensive Backs: Drew Christ  
 Defensive Line: Bill Banagan  
 Outside Linebackers: Samson Brown  
 Cornerbacks: Don Mion  
 Football Operations Dir.: Juan Torres  
 Strength and Conditioning: Tony Tullock

**Depth Chart**

**Offense**

<b>TE</b>	<b>82</b>	<b>MARCUS MILES (Jr., 6-3, 240)</b>
	89	Dan Archer (Sr., 6-3, 230)
<b>LT</b>	<b>78</b>	<b>ANDREW STEVENS (So., 6-4, 275)</b>
	61	Chaz Mitchell (R-Fr., 6-4, 250)
<b>LG</b>	<b>76</b>	<b>JON LEIBLE (Sr., 6-5, 305)</b>
	64	Vince Gonzales (So., 6-4, 275)
<b>C</b>	<b>75</b>	<b>KEVIN RICHARDS (Jr., 6-2, 280)</b>
	62	Andy Sparano (So., 6-0, 240)
<b>RG</b>	<b>72</b>	<b>NIK SCHULTZ (Sr., 6-2, 285)</b>
	66	Matt Faughnan (So., 6-3, 275)
<b>RT</b>	<b>74</b>	<b>RAPHAEL NGUTI (Sr., 6-6, 330)</b>
	71	Keith Peifer (R-Fr., 6-6, 265)
<b>WR</b>	<b>1</b>	<b>TIM BUSH (Sr., 5-9, 170)</b>
	17	Jason Smith (Jr., 6-2, 184)
<b>WR</b>	<b>11</b>	<b>DANIEL BOCANEGRA (Sr., 6-1, 195)</b>
	87	John Lullen (R-Fr., 6-2, 185)
<b>QB</b>	<b>7</b>	<b>VINNY ESPOSITO (Jr., 6-1, 210)</b>
	9	Frank Blasinsky (Jr., 6-0, 190)
<b>FB</b>	<b>25</b>	<b>CHRIS KENNEALLY (Jr., 6-0, 235)</b>
	46	Justin Peterson (Fr., 6-0, 225)
<b>TB</b>	<b>3</b>	<b>DAVID McCARTY (Jr., 6-0, 190)</b>
	26	Justin Gannon (Jr., 5-6, 171)

**Special Teams**

<b>PK</b>	<b>13</b>	<b>HERB GLASS (R-Fr., 5-11, 180)</b>
	68	Sean Kenny (Fr., 5-11, 190)
<b>P</b>	<b>4</b>	<b>CHRIS LYNCH (Sr., 6-3, 215)</b>
	13	Herb Glass (R-Fr., 5-11, 180)

**Defense**


<b>DE</b>	<b>90</b>	<b>MIKE KELLY (So., 6-2, 245)</b>
	99	Wil Moushey (R-Fr., 6-4, 250)
<b>DT</b>	<b>94</b>	<b>TOM PANDOLF (Sr., 6-0, 260)</b>
	91	Trevor Anderson (So., 6-2, 265)
<b>DE</b>	<b>97</b>	<b>TONY SPARANO (Jr., 5-11, 243)</b>
	93	Kyle Hussey (R-Fr., 6-3, 245)
<b>OLB</b>	<b>28</b>	<b>EMERSON KINSEY (Jr., 6-1, 215)</b>
	43	Raymond Dorcely (R-Fr., 6-0, 190)
<b>ILB</b>	<b>54</b>	<b>JUSTIN BRANCACCIO (Jr., 6-0, 220)</b>
	56	Marc Wargo (R-Fr., 6-2, 210)
<b>ILB</b>	<b>24</b>	<b>MARK PERETORE (Sr., 6-0, 230)</b>
	51	Chris Simpson (Jr., 6-0, 230)
<b>OLB</b>	<b>50</b>	<b>RICH DUFF (Jr., 6-1, 210)</b>
	30	Chris Blais (So., 6-0, 202)
<b>CB</b>	<b>5</b>	<b>L.B. McCLOSKEY (Sr., 6-2, 210)</b>
	25	Jean Juste (Jr., 5-10, 187)
<b>S</b>	<b>22</b>	<b>DAVE WEST (Sr., 5-10, 185)</b>
	38	Garrett Askew (So., 6-1, 210)
<b>FS</b>	<b>31</b>	<b>DAVE CASALE (Jr., 6-2, 210)</b>
	27	Jeff Benway (R-Fr., 5-11, 180)
<b>CB</b>	<b>18</b>	<b>ROSS BERTRAND (So., 5-11, 180.)</b>
	29	Erasto Nova (Jr., 5-10, 165)

<b>KR</b>	<b>20</b>	<b>COLIN SIMMONS (Jr., 5-8, 188)</b>
	26	Justin Gannon (Jr., 5-6, 171)
<b>PR</b>	<b>11</b>	<b>DANIEL BOCANEGRA (Sr., 6-1, 195)</b>
	26	Justin Gannon (Jr., 5-6, 171)

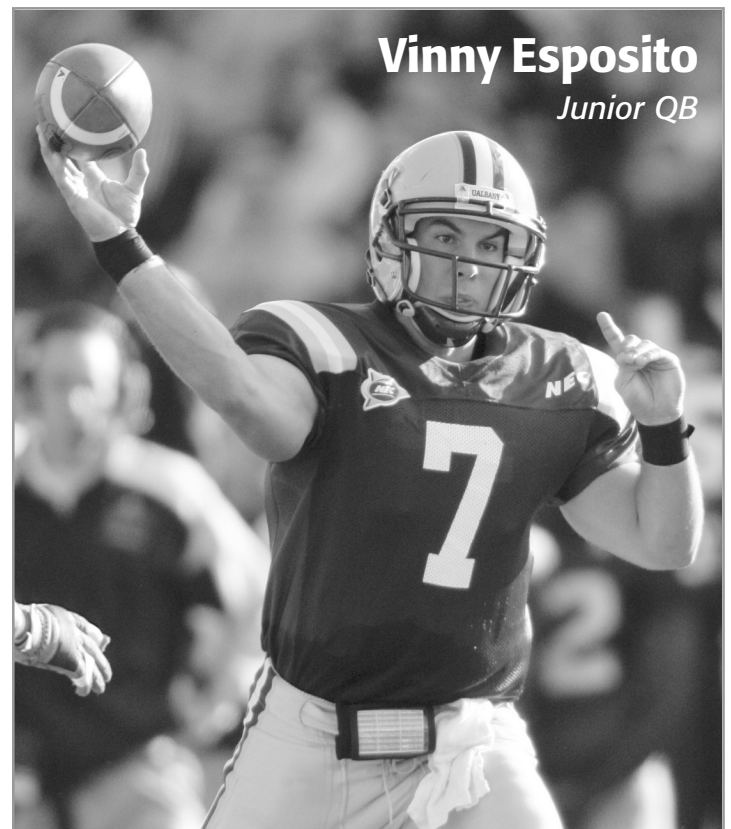
No.	Name	Pos.	Yr.	Ht.	Wt.	Hometown/Previous School
1	Tim Bush	WR	5-9	178	Sr.	Saratoga Springs, NY/Saratoga Springs
2	Jean Juste	CB	5-10	185	Jr.	Hempstead, NY/Uniondale
3	David McCarty	TB	6-0	207	Jr.	Gansevoort, NY/LaSalle Institute
4	Chris Lynch	P	6-3	215	Sr.	Lindenhurst, NY/Lindenhurst
5	L.B. McCloskey	CB	6-2	200	Sr.	Gloversville, NY/Gloversville
6	Chris Van Zelfden	OLB	6-0	210	So.	Marietta, GA/George Walton
7	Vinny Esposito	QB	6-1	210	Jr.	Demarest, NJ/Northern Valley
8	Devin Wooten	WR	6-1	187	Jr.	Saddle Brook, NJ/Kimball Union
9	Frank Blasinsky	QB	6-0	190	Jr.	North Royalton, OH/Parma Padua
10	Andrew Smith	QB	6-2	225	Fr.	Schenectady, NY/Guilderland
11	Daniel Bocanegra	WR	6-1	195	Sr.	Daly City, CA/Junipero Serra
12	Dan Di Lella	QB	6-5	225	RFr.	Neshanic Station, NJ/Somerville
13	Herb Glass	PK	5-11	180	RFr.	Miller Place, NY/Miller Place
14	Ryan Kirchner	WR	6-2	175	Fr.	Rumson, NJ/Rumson-Fair Haven
15	Rashad Head	CB	5-10	170	Fr.	Lawrenceville, GA/Collins Hill
16	Mike Tracy	QB	6-2	200	RFr.	East Meadow, NY/East Meadow
17	Jason Smith	WR	6-2	184	Jr.	Bronx, NY/Lehman
18	Ross Bertrand	CB	5-11	180	So.	Stamford, CT/Stamford
19	Daniel Avery	CB	5-9	165	RFr.	Cooper City, FL/Miramar Everglades
20	Colin Simmons	TB	5-8	188	Jr.	Manlius, NY/Fayetteville-Manlius
21	Dave Nicomini	OLB	6-3	230	Sr.	Newton, NJ/Kittatinny Regional
22	Dave West	S	5-10	205	Sr.	Toms River, NJ/TR North
23	Nick Hutcherson	WR	5-9	165	Fr.	Columbia, MD/Mount St. Joseph
24	Mark Peretore	ILB	6-0	225	Sr.	Apalachin, NY/Vestal
25	Chris Kenneally	FB	6-0	235	Jr.	Harrington Park, NJ/Northern Valley
26	Justin Gannon	TB	5-6	175	Jr.	Sussex, NJ/Vernon Township
27	Jeff Benway	FS	5-11	195	RFr.	Queensbury, NY/Queensbury
28	Emerson Kinsey	OLB	6-1	215	Jr.	Syracuse, NY/Henninger
29	Erasto Nova	CB	5-10	165	Jr.	Albany, NY/Albany
30	Chris Blais	OLB	6-0	202	So.	Troy, NY/LaSalle Institute
31	Dave Casale	FS	6-2	210	Jr.	Troy, NY/Troy
32	George Williams	S	5-10	190	So.	Piscataway, NJ/Piscataway
34	Duane Harper	TB	5-11	190	RFr.	Brooklyn, NY/Samuel J. Tilden
35	Dean Mercuris	ILB	6-2	245	Fr.	Staten Island, NY/St. Peter's
36	Justin Hassan	S	6-1	195	RFr.	Staten Island, NY/Brooklyn Technical
37	Kareem Cooper	CB	5-9	185	RFr.	Staten Island, NY/Curtis
38	Garrett Askew	S	6-1	210	So.	Newark, NJ/Hudson Catholic
39	Steele Nugent	FB	6-1	215	Fr.	Ocean City, NJ/Ocean City
40	Chris Bright	ILB	5-10	200	So.	East Meadow, NY/East Meadow
41	Alfred Pryor	OLB	6-0	195	RFr.	Bronx, NY/Evander Childs
42	Chris Bouchard	S	6-2	195	Fr.	Troy, NY/Catholic Central
43	Raymond Dorcely	OLB	6-0	190	RFr.	Spring Valley, NY/Spring Valley
44	Nick Crockett	CB	5-10	170	Fr.	Loganville, GA/Grayson
45	Ryan McCloskey	WR	6-0	180	Fr.	Gloversville, NY/Gloversville
46	Justin Petersen	FB	6-0	225	Fr.	Palmerton, PA/Palmerton Area
47	Ben Carl	FB	6-1	201	Fr.	Syracuse, NY/Solvay
48	Quendel Ellison	TB	5-9	204	Fr.	Auburn, NY/Trinity-Pawling
49	Paul Booker	TE	6-4	220	Fr.	Schenectady, NY/Guilderland
50	Rich Duff	OLB	6-1	210	Jr.	Saratoga Springs, NY/Saratoga Springs
51	Chris Simpson	ILB	6-0	225	Jr.	Victor, NY/Victor Central
52	Jon Morgan	OLB	6-2	200	Fr.	Copiague, NY/Copiague
53	Nick Krajacic	ILB	6-0	225	Jr.	Farmington, NY/Victor Central
54	Justin Brancaccio	ILB	6-0	230	Jr.	Rockaway, NJ/Morris Knolls
55	Kyle O'Keefe	OG	6-3	270	RFr.	Wappingers Falls, NY/Roy Ketcham
56	Marc Wargo	ILB	6-2	230	RFr.	East Windsor, NJ/Hightstown
57	Chris Wilk	ILB	6-2	230	Fr.	Philadelphia, PA/Archbishop Ryan
58	Jake Ciccarello	OLB	5-11	195	Fr.	Altamonte Springs, FL/Winter Springs
59	Dave Plungas	ILB	6-2	230	Fr.	Concord Twp., OH/Mentor Lake Catholic
60	Marc Holloway	OLB	6-1	185	Fr.	Rochester, NY/East
61	Chaz Mitchell	OT	6-4	250	RFr.	Rochester, NY/East
62	Andy Sparano	C	6-0	265	So.	Colleyville, TX/Grapevine
63	Michael Longo	DT	6-2	260	Fr.	Lawrenceville, GA/Central Gwinnett
64	Vince Gonzales	OG	6-4	275	So.	Ballston Spa, NY/Ballston Spa
65	Eldred Richards	OG	6-3	275	Fr.	Plainsboro, NJ/West Windsor-Plainsboro
66	Matt Faughnan	OG	6-3	275	So.	Binghamton, NY/Chenango Forks
67	Andy Fendler	C	6-2	285	Fr.	Morris Plains, NJ/Parsippany Hills
68	Sean Kenny	PK	5-11	190	Fr.	Ghent, NY/Chatham Central
69	Joe Andrews	DE	6-2	270	Fr.	Johnson City, NY/Maine-Endwell
70	Justin Anderson	OG	6-5	265	Fr.	Clifton Park, NY/Shenendehowa
71	Keith Peifer	OT	6-4	280	RFr.	Lewisberry, PA/Red Land
72	Nik Schultz	OG	6-2	285	Sr.	Ballston Spa, NY/Burnt Hills-Ballston
73	Guy Robichaud	OG	6-5	290	Fr.	Rensselaer, NY/LaSalle Institute
74	Raphael Nguti	OT	6-7	330	Sr.	Rochester, NY/Brighton

# Albany

## 2008 Roster




75	Kevin Richards	C	6-2	270	Jr.	Clifton Park, NY/Shenendehowa
76	Jon Leible	OG	6-5	285	Sr.	Commack, NY/Commack
77	Justin Migliore	OT	6-6	295	Fr.	Closter, NJ/Northern Valley
78	Andrew Stevens	OT	6-4	275	So.	Sarasota, FL/Sarasota
79	Justin Tougas	OT	6-6	308	Sr.	Glens Falls, NY/Glens Falls
80	Luke Weaver	WR	6-4	205	RFr.	Loudonville, NY/Christian Brothers
81	Tom Duclos	TE	6-4	205	So.	Latham, NY/Shaker
82	Marcus Miles	TE	6-3	245	Jr.	Watertown, NY/Watertown
83	Denny Wilhelm	TE	6-4	215	RFr.	Glens Falls, NY/Glens Falls
84	John Cunningham	TE	6-2	240	Fr.	Broad Channel, NY/St. Francis Prep
85	Jason Poore	WR	6-6	205	So.	N. Hoosick, NY/Hoosick Falls Central
86	Bryon King	WR	5-8	160	Fr.	Logan Twp., NJ/Kingsway Regional
87	John Lullen	WR	6-2	185	RFr.	Wesley Chapel, FL/Tampa Gaither
88	Adam St. Nicholas	WR	6-1	185	Jr.	Bohemia, NY/Connetquot
89	Dan Archer	TE	6-3	235	Sr.	Yonkers, NY/Archbishop Stepanic
90	Mike Kelly	DE	6-2	235	So.	W. Long Branch, NJ/Red Bank Catholic
91	Trevor Anderson	DT	6-2	280	So.	Warnersville, NY/Cobleskill-Richmondville
92	Bennett Marquis	DE	6-4	238	Fr.	Orchard Park, NY/St. Francis
93	Kyle Hussey	DE	6-3	240	RFr.	Albany, NY/Guilderland
94	Tom Pandolf	DT	6-0	260	Sr.	Holbrook, NY/Sachem
95	Zach Gallo	DT	6-0	255	RFr.	Sayville, NY/Sayville
96	Eddie Delaney	DE	6-6	235	RFr.	Holtsville, NY/Sachem East
97	Tony Sparano	DE	5-11	253	Jr.	Colleyville, TX/Grapevine
98	Ryan Eckert	DE	6-4	220	Fr.	Rocklin, CA/Rocklin
99	Wil Moushey	DE	6-4	235	RFr.	Glenshaw, PA/Shaler
--	Ocieka Bakou	DT	6-1	248	Fr.	Rochester, NY/Pittsford Sutherland
--	Anthony Bazzoffi	OT	6-2	350	Fr.	Albany, NY/LaSalle Institute
--	Griff Courtney	TE	6-2	230	RFr.	Gaithersburg, MD/Quince Orchard
--	Dan Cuozzo	WR	6-0	200	RFr.	Somerville, NJ/Somerville
--	Terrell Dobbins	TB	5-10	205	RFr.	Bethlehem, PA/Bethlehem Catholic
--	Joe Lovallo	OLB	5-11	185	RFr.	Port Chester, NY/Port Chester
--	Chris Ogandas	CB	5-10	160	RFr.	Bronx, NY/Mount St. Michael Academy
--	Alfred Pleasure	OLB	5-10	201	So.	Albany, NY/Albany
--	Tyler Vernieu	DT	5-10	250	RFr.	Latham, NY/Shaker



**Vinny Esposito**  
Junior QB

# Bob Ford Biography



The architect of the University at Albany's football program, Bob Ford has established a solid reputation with his positive attitude and a coaching philosophy that instills loyalty among each member of his team and staff. Ford, who has been UAlbany's only head coach since the program was reinstated after a 46-year absence, was appointed on April 27, 1970. Since then, he has compiled a 35-year varsity record of 216-140 as the Great Dane mentor, while his 225 career victories rank first among active NCAA Football Championship Subdivision (formerly I-AA) head coaches.

Ford has led UAlbany to three Northeast Conference championships in 2002, 2003 and 2007. His UAlbany teams own a 86-45 mark for a .656 winning percentage over the last 12 years. He was presented by the UAlbany Alumni Association in June 2007 with its Citizen of the University

Award which recognizes outstanding contributions to the University by a non-alumnus or alumna through leadership, service or a special gift.

Ford, the 2007 Northeast Conference Coach of the Year, guided UAlbany to the NEC title and a Gridiron Classic berth. The Great Danes made their fifth postseason appearance in team history when they played Dayton for the FCS Mid-Major national championship. UAlbany posted an 8-4 overall record, including a perfect 6-0 mark in conference play. The Great Danes, who had 14 all-conference players, became the fifth team in conference annals to go undefeated against league opposition. Ford, who was honored at the 69th annual Maxwell Awards for recording his 200th career win at UAlbany on Nov. 5, 2005, led his club to a landmark 2006 season during which the Great Danes posted their first-ever wins against national top-25 squads at the FCS level. Linebacker Colin Disch became the third UAlbany player to be selected to the AFCA FCS All-America first team, joining J.T. Herfurth (2000) and Geir Gudmundsen (2004).

In 2003, UAlbany shared its second consecutive Northeast Conference championship by finishing in a tie for first place in the conference standings with a 7-4 overall mark. The Great Danes were fourth among the Division I-AA leaders in rushing, while tailback Gary Jones was named to the Associated Press All-America Team for the second time in his career. A year earlier, the Great Danes put together their first championship season at the Division I level by winning 2002 NEC title before capping the year with a 24-0 upset of previously unbeaten Duquesne in the ECAC Division I-AA Football Classic. Ford, who guided his team to an 8-4 record, was named the NEC Coach of the Year.

Ford, who served as president of the American Football Coaches Association to begin this decade, led UAlbany to a 7-2 record in its inaugural campaign as a I-AA program in 1999. The Great Danes garnered seven wins in 2001, and finished among the conference's top teams for the third straight year.

At one time, Ford was the youngest head football coach in the nation, when the 26-year-old took over the reins at St. Lawrence University in 1965. He arrived in Albany five years later to start the first gridiron squad at the University since 1924. After three seasons at the club level, the program was upgraded to varsity status in 1973, and finished with a 7-2 record. One year later, the Great Danes completed the school's only undefeated season with a 9-0 mark.

Beginning in 1977, Ford was UAlbany's director of athletics for five years. During that time, he managed a program which sponsored 25 varsity sports for men and women.

UAlbany's football program is also known for the high standards required of its coaching staff. Ford's "coaching factory" has allowed many of his assistants to earn their master's degrees while working at the collegiate level. According to a recent review, more than 100 coaches, who have started their careers under Ford's tutelage, are currently employed with 60 different high schools, colleges, and professional teams from around the nation and the world.

Ford received an undergraduate degree in physical education from Springfield in 1959, and later would earn his doctorate from the College in the same discipline.

Ford, 70, has been a member of the American Football Coaches Association's Board of Trustees since 1994, and presently is serving on the AFCA's Division I FCS All-America Team Selection Committee. Ford received the New York State Athletic Administrators Distinguished Service Award in 2005.

Ford and his wife, Donna, reside in the Capital Region. He has a daughter, Sherri Lee, son-in-law, Kevin, and two grandchildren, Aiden and Kyra.

# Head Coach

**Overall Record:** 225-162-1/39 years  
**UA Record:** 216-140/35 years



**Alma Mater:**  
Springfield '59

# Bob Ford

## HEAD COACHING EXPERIENCE:

- 1970- University at Albany, Albany, NY
  - Coached the Great Danes to a third NEC title as they became the first team Sacred Heart in 2001 to complete its league schedule undefeated (6-0)
  - Guided Great Danes to first-ever national ranking in 2006, reaching #23 on Sept. 25
  - Won 200th game at Albany on November 5, 2005 vs. Robert Morris
  - Won 200th career game on November 11, 2003 at Wagner
  - In 2003, captured a share of NEC Championship with Monmouth, his second
  - Became school's second head football coach when program was reinstated after a 46-year absence in 1970
  - Albany has recorded a 34 year varsity record of 208-136 during his tenure
  - Led Great Danes to first NEC title in 2002, and followed with victory over MAAC champion Duquesne in ECAC Football Classic
  - 2002 squad finished season ranked third in I-AA Mid-Major poll
  - Guided team to a runner-up finish in the NEC and a No. 4 ranking in the I-AA mid-major poll in 1999, the program's first at the I-AA level
  - 1998 club captured EFC Bowl and finished with a school record 10 victories
  - Led team to NCAA Division III appearance in 1977
  - Great Danes captured ECAC North Championship in 1985
  - Has posted .500 or better record in 24-of-31 seasons at UA
- 1965-68 St. Lawrence University, Canton, NY
  - At 26, earned distinction as nation's youngest head coach
  - In his first season, guided the Saints to the ICAC title

## ASSISTANT COACHING EXPERIENCE:

- 1969 Springfield College, Springfield, MA
  - Defensive Coordinator
- 1964 Springfield College, Springfield, MA
  - Defensive Secondary
- 1960-63 Albright College, Reading, PA
  - Defensive Secondary, Offensive Backs
- 1959 St. Lawrence University, Canton, NY
  - Running Backs, Defensive Secondary

## PLAYING EXPERIENCE:

- 1956-59 Springfield College, Springfield, MA
  - Starting quarterback as a senior

## EDUCATION:

- Springfield College
  - Bachelor of Science, 1959, Physical Education
- St. Lawrence University
  - Master of Science, 1960, Educational Administration
- Springfield College
  - Ph.D., 1970, Physical Education

## PERSONAL:

- Served as Albany's Athletic Director from 1977-82
- Served as President of the AFCA in 2000
- Close to 100 of his former assistant coaches are currently working in the professional, college or high school coaching ranks
- Born on September 11, 1937

## Bob Ford at Albany

Year	Overall	NEC
1973	7-2	
1974	9-0	
1975	7-2	
1976	4-5	
1977	9-2	
1978	7-3	
1979	6-3	
1980	5-5	
1981	7-3	
1982	6-3	
1983	3-7	
1984	5-5	
1985	9-2	
1986	4-6	
1987	5-5	
1988	5-5	
1989	5-4	
1990	3-7	
1991	5-5	
1992	6-4	
1993	6-4	
1994	4-6	
1995	3-7	
1996	7-3	
1997	11-1	
1998	10-1	
1999	7-2	6-1
2000	5-6	5-3
2001	7-3	5-2
2002	8-4	6-1
2003	7-4	6-1
2004	4-7	4-3
2005	5-6	4-3
2006	7-4	5-2
2007	8-4	6-0
<b>Totals</b>	<b>216-140</b>	<b>47-16</b>

# University Field Albany, NY



2007 Record: 8-4, 6-0 NEC

Albany

2007 Statistics



RUSHING	G	Att	Gain	Loss	Net	Avg	TD	Long	Avg/G
McCARTY, David	12	219	1534	31	1503	6.9	13	67	125.2
JOHNSON, Omar	11	91	323	13	310	3.4	8	22	28.2
GANNON, Justin	9	51	282	9	273	5.4	1	38	30.3
SIMMONS, Colin	9	66	277	26	251	3.8	0	19	27.9
ESPOSITO, Vinny	12	117	396	260	136	1.2	4	22	11.3
WEST, Dave	12	2	21	0	21	10.5	0	17	1.8
WALL, Mike	11	2	19	0	19	9.5	0	10	1.7
BEIGEL, Dan	12	9	14	0	14	1.6	1	6	1.2
BUSH, Tim	12	1	13	0	13	13.0	0	13	1.1
BRIGHT, Chris	11	4	10	0	10	2.5	1	6	0.9
BLASINSKY, F	5	3	7	5	2	0.7	0	7	0.4
DOBBINS, T	1	1	2	0	2	2.0	0	2	2.0
TEAM	7	7	0	47	-47	-6.7	0	0	-6.7
Total.....	12	573	2898	391	2507	4.4	28	67	208.9
Opponents.....	12	444	1914	494	1420	3.2	12	63	118.3

PASSING	G	Effic	Cmp-Att-Int	Pct	Yds	TD	Lng	Avg/G
ESPOSITO, Vinny	12	120.45	154-277-6	55.6	1810	12	87	150.8
BLASINSKY, F	5	82.46	37-70	42.9	33	0	18	6.6
TEAM	7	0.00	0-1-0	0.0	0	0	0	0.0
Total.....	12	119.09	157-285-6	55.1	1843	12	87	153.6
Opponents.....	12	125.26	232-386-11	60.1	2588	17	69	215.7

RECEIVING	G	No.	Yds	Avg	TD	Long	Avg/G
DEARAUJO, Irani	12	28	233	8.3	1	28	19.4
BOCANEGRA, Dan	12	26	316	12.2	0	46	26.3
WALL, Mike	11	18	276	15.3	3	46	25.1
BUSH, Tim	12	17	225	13.2	2	41	18.8
SMITH, Jason	12	15	203	13.5	2	44	16.9
McCARTY, David	12	12	131	10.9	1	61	10.9
MILES, Marcus	12	10	105	10.5	1	18	8.8
BEIGEL, Dan	12	8	70	8.8	0	16	5.8
ARCHER, Dan	12	7	73	10.4	1	17	6.1
POORE, Jason	9	6	38	6.3	0	12	4.2
GANNON, Justin	9	3	101	33.7	1	87	11.2
SIMMONS, Colin	9	3	46	15.3	0	22	5.1
KENNEALLY, C	9	2	20	10.0	0	12	2.2
WOOTEN, Devin	3	1	7	7.0	0	7	2.3
MORRIS, Dan	5	1	-1	-1.0	0	0	-0.2
Total.....	12	157	1843	11.7	12	87	153.6
Opponents.....	12	232	2588	11.2	17	69	215.7

SCORING	TD	FGs	Kick	Rush	Rcv	Pass	DXP	Saf	Points
McCARTY, David	14	0-0	0-0	0-0	0	0-0	0	0	84
FRALICKER, J	0	15-23	37-39	0-0	0	0-0	0	0	82
JOHNSON, Omar	8	0-0	0-0	0-0	0	0-0	0	0	48
ESPOSITO, Vinny	4	0-0	0-0	1-2	0	0-0	0	0	26
WALL, Mike	3	0-0	0-0	0-0	0	0-0	0	0	18
BUSH, Tim	2	0-0	0-0	0-0	0	0-0	0	0	12
GANNON, Justin	2	0-0	0-0	0-0	0	0-0	0	0	12
SMITH, Jason	2	0-0	0-0	0-0	0	0-0	0	0	12
DEARAUJO, Irani	1	0-0	0-0	0-0	0	0-0	0	0	6
ARCHER, Dan	1	0-0	0-0	0-0	0	0-0	0	0	6
BEIGEL, Dan	1	0-0	0-0	0-0	0	0-0	0	0	6
MILES, Marcus	1	0-0	0-0	0-0	0	0-0	0	0	6
DUPONT, Trevor	1	0-0	0-0	0-0	0	0-0	0	0	6
WILLIAMS, G	1	0-0	0-0	0-0	0	0-0	0	0	6
BRIGHT, Chris	1	0-0	0-0	0-0	0	0-0	0	0	6
BRANCACCIO, J	0	0-0	0-0	0-0	0	0-0	0	1	2
TEAM	0	0-0	0-0	0-0	0	0-0	0	1	2
LYNCH, Chris	0	0-0	1-1	0-0	0	0-0	0	0	1
Total.....	42	15-23	38-40	1-2	0	0-0	0	2	341
Opponents.....	30	7-11	28-29	0-0	1	1-1	0	1	233

FIELD GOALS	FGM-FGA	Pct	01-19	20-29	30-39	40-49	50-99	Lg	Blk
FRALICKER, J	15-23	65.2	1-1	3-5	7-9	4-8	0-0	45	2

KICK RETURNS	No.	Yds	Avg	TD	Long
WALL, Mike	18	378	21.0	0	58
JOSEPH, Dieuseu	12	320	26.7	0	42
GANNON, Justin	7	177	25.3	0	55
BRIGHT, Chris	2	18	9.0	0	10
BRANCACCIO, J	1	10	10.0	0	10
Total.....	40	903	22.6	0	58
Opponents.....	64	1296	20.2	1	98

PUNT RETURNS	No.	Yds	Avg	TD	Long
BOCANEGRA, Dan	32	235	7.3	0	53
WEST, Dave	2	42	21.0	0	16
WALL, Mike	1	9	9.0	0	0
Total.....	35	286	8.2	0	53
Opponents.....	18	126	7.0	0	18

PUNTING	No.	Yds	Avg	Long	TB	FC	I20	Blkd
LYNCH, Chris	64	2590	40.5	69	6	11	18	1
WALL, Mike	3	126	42.0	64	0	0	1	0
TEAM	1	0	0.0	0	0	0	0	0
Total.....	68	2716	39.9	69	6	11	19	1
Opponents.....	69	2504	36.3	58	4	9	20	2

DEFENSIVE LEADERS	GP	UT	AT	Total	ForLoss	-Sacks-	-Pass Def-	-Fumbles-	Blkd				
DISCH, Colin	11	32	38	70	40-17	2-0-13	3	1	1				
BRANCACCIO, J	12	27	36	63	75-21	1-14	2	1-0	2				
NICOMINI, Dave	10	25	38	63	25-4	2	2	2-0	1				
WEST, Dave	12	44	16	60	3-0-9	1-0-6	2-3	5	1				
CASALE, Dave	12	35	20	55	25-5	2-0	6	2-10	1				
PERETORE, Mark	12	21	26	47	25-11	1-5-8	1	1-0	1				
DUNGEY, Michael	12	19	25	44	115-52	55-33	2	1-0	1				
VOLPE, Jon	12	18	24	42	8-0-34	45-26	1	1	1				
GENOVESI, Tommy	12	16	25	41	25-13	2-0-12	1	1	1				
DUPONT, Trevor	12	24	15	39	75-44	50-37	2-33	1	1				
MCCLOSKEY, LB	12	20	18	38	3-0-10	3-43	1	1-0	1				
PANDOLF, Tom	12	8	29	37	65-28	3-0-20	1	1-0	2				
JUSTE, Jean	12	22	12	34	35-9	4	4	1	1				
SHEEHAN, Mark	10	15	19	34	95-59	75-56	1	1	1				
BERTRAND, Ross	12	19	12	31	1-0-2	1-36	3	1	1				
SKINSEY, Emerson	11	17	12	29	4-0-30	35-30	1	2-0	1				
ANDERSON, T	12	12	16	28	70-36	3-0-15	1	1	1				
DUFF, Rich	12	13	9	22	2-0-8	1-34	1	1	1				
SCOTT, Aaron	12	7	13	20	15-16	1-0-14	1	1	1				
SIMPSON, Chris	12	4	10	14	05-1	1	1	1	1				
KRAJACIC, Nick	5	9	2	11	1	1	1	1	1				
KELLY, Mike	11	2	8	10	1	1	1	1	1				
SPARANO, Tony	11	4	6	10	1-05	05-4	1	1	1				
JOSEPH, Dieuseu	12	5	4	9	1	1	1	1	1				
BLAIS, Chris	11	2	5	7	2-0-13	1-0-12	1	1	1				
FRALICKER, J	12	5	1	6	1	1	1	1	1				
ASKEW, Garrett	10	2	4	6	1	1	1	1	1				
WILLIAMS, G	5	3	3	6	1	1	1	1-37	1				
BAYER, Ben	5	1	4	5	1	1	1	1	1				
BEIGEL, Dan	12	3	1	4	1	1	1	1	1				
ARCHER, Dan	12	1	2	3	1	1	1	1	1				
VAN ZELFDEN, C	6	1	1	2	1	1	1	1	1				
MILES, Marcus	12	1	1	2	1	1	1	1	1				
WALL, Mike	11	1	1	2	1	1	1	1	1				
McCARTY, David	12	2	2	4	1	1	1	1	1				
COURTNEY, Griff	1	1	1	2	1	1	1	1	1				
SIMMONS, Colin	9	1	1	2	1	1	1	1	1				
POORE, Jason	9	1	1	2	1	1	1	1	1				
BRIGHT, Chris	11	1	1	2	1	1	1	1	1				
RICHARDS, Kevin	12	1	1	2	1	1	1	1	1				
TEAM	7	1	1	2	1	1	1	1	1				
Total.....	12	441	460	901	93-427	41-286	11-129	27	4	13-81	13	3	2
Opponents.....	12	444	494	938	34-200	6-84	36	5	4-0	7	4	1	

INTERCEPTIONS	No.	Yds	Avg	TD	Long
MCCLOSKEY, LB	3	43	14.3	0	30
CASALE, Dave	2	0	0.0	0	0
WEST, Dave	2	3	1.5	0	3
DUPONT, Trevor	2	33	16.5	1	25
BRANCACCIO, J	1	14	14.0	0	14
BERTRAND, Ross	1	36	36.0	0	36
Total.....	11	129	11.7	1	36
Opponents.....	6	84	14.0	0	20

TEAM STATISTICS	UA	OPP
SCORING	341	233
Points Per Game	28.4	19.4
FIRST DOWNS	223	214
Rushing	126	83
Passing	89	114
Penalty	8	17
RUSHING YARDAGE	2507	1420
Yards gained rushing	2898	1914
Yards lost rushing	391	494
Rushing Attempts	573	444
Average Per Rush	4.4	3.2
Average Per Game	208.9	118.3
TDs Rushing	12	28
PASSING YARDAGE	1843	2588
Att-Comp-Int	285-157-6	386-232-11
Average Per Pass	6.5	6.7
Average Per Catch	11.7	11.2
Average Per Game	153.6	215.7
TDs Passing	12	17
TOTAL OFFENSE	4350	4008
Total Plays	858	830
Average Per Play	5.1	4.8
Average Per Game	362.5	334.0
KICK RETURNS: #-YDS	40-903	64-1296
PUNT RETURNS: #-YDS	35-286	18-126
INT RETURNS: #-YDS	11-129	6-84

TEAM STATISTICS	UA	OPP
KICK RETURN AVERAGE	22.6	20.2
PUNT RETURN AVERAGE	8.2	7.0
INT RETURN AVERAGE	11.7	14.0
FUMBLES-LOST 14-4	22-14	22-14
PENALTIES-YARDS	77-689	55-429
Average Per Game	57.4	35.8
PUNTS-YARDS	68-2716	69-2504
Average Per Punt	39.9	36.3
Net punt average	36.3	31.0
TIME OF POSSESSION/GM	31:29	29:46
3RD-DOWN CONV.	83/198	65/177
3rd-Down Pct 42%	37%	37%
4TH-DOWN CONV.	11/18	7/21
4th-Down Pct 61%	33%	33%
SACKS BY-YARDS	41-286	34-200
MISC YARDS	-4	0
TOUCHDOWNS SCORED	42	30
FIELD GOALS-ATTEMPTS	15-23	7-11
ON-SIDE KICKS 1-1	1-4	1-4
RED-ZONE SCORES	39-47 83%	27-32 84%
RED-ZONE TDs	28-47 60%	20-32 63%
PAT-ATTEMPTS	38-40 95%	28-29 97%
ATTENDANCE 14548	42890	42890
Games/Avg Per Game	4/3637	8/5361
Neutral Site Games		0/0

# Albany

## Record Book



Rushing Attempts	Record	Opponent	Date
Game: Tom DeBlois	36	Springfield	11/15/75
Season: Gary Jones	36	Duquesne	11/23/02
Career: Pat Ryder	231		2002
	639		1986-89

Rushing Yards	Record	Opponent	Date
Game: Tom DeBlois	286	Springfield	11/15/75
Season: Gary Jones	1,524		2003
Career: Gary Jones	3,033		2002-03
Team Game:	540	Curry	10/20/73
Team Season:	3,215		2003

Rushing TDs	Record	Opponent	Date
Longest: Sam Haliston	99 yards	Norwich	10/22/77
Season: Gary Jones	22		2002
Career: Gary Jones	40		2002-03

Receptions	Record	Opponent	Date
Game: Andy Shein	13	Brockport	9/24/94
Season: Dan Gmelin	57		1997
Career: Dan Gmelin	136		1994-97
Team Game:	24	Stony Brook	11/18/95
Team Season:	170		1997

Receiving Yards	Record	Opponent	Date
Game: Chris Phillis	251	Robert Morris	11/11/00
Season: Dan Gmelin	1,070		1997
Career: Dan Gmelin	2,243		1994-97
Team Game:	398	So. Conn. St.	11/15/97
Team Season:	2,651		1997

Receiving TDs	Record	Opponent	Date
Game: Seth Thomas	3	Kings (PA)	11/16/96
Season: Andy Shein	3	Norwich	10/22/94
Career: Ed Sellers	3	Hampden-Sydney	11/19/77
Longest: James Miner	94 yards	So. Conn. St.	11/14/98
Season: Dan Gmelin	10		1997
Career: Chris Phillis	20		1999-01
Team Season:	23		1997

Passing Attempts	Record	Opponent	Date
Game: Vinny Esposito	40	Montana	9/22/07
Season: Joe Savino	40	College of NJ	11/9/96
Career: Joe Savino	40	Brockport	9/24/94
Team Season:	277		2007
	946		1994-97
	285		2007

Completions	Record	Opponent	Date
Game: Joe Savino	24	Stony Brook	11/18/95
Season: Vinny Esposito	154		2007
Career: Joe Savino	493		1994-97
Team Season:	170		1997

Touchdown Passes	Record	Opponent	Date
Game: Joe Savino	4	Union	11/8/97
Season: Joe Savino	4	Norwich	10/22/94
Career: Brad Aldrich	4	Hampden-Sydney	11/19/77
Longest: Eric Williams	94 yards	So. Conn. St.	11/14/98
Season: Joe Savino	22		1997
Career: Joe Savino	56		1994-97
Team Season:	23		1997

Passing Yardage	Record	Opponent	Date
Game: Joe Savino	398	So. Conn. St.	11/15/97
Season: Joe Savino	2,377		1997
Career: Joe Savino	7,015		1994-97
Team Game:	398	So. Conn. St.	11/15/97
Team Season:	2,651		1997

Touchdowns	Record	Opponent	Date
Game: Tom DeBlois	5	Springfield	11/15/75
Season: Gary Jones	23		2002
Career: Gary Jones	42		2002-03

Points	Record	Opponent	Date
Game: Tom DeBlois	30	Springfield	11/15/75
Season: Gary Jones	138		2002
Career: Gary Jones	252		2002-03
Team Game:	75	Mass. Maritime	10/11/74
Team Season:	468		1997

All-Purpose Yards	Record	Opponent	Date
Game: Gary Jones	282	Drake	10/12/02
Season: Gary Jones	1,949		2002
Career: Gary Jones	3,639		2002-03

Total Yards	Record	Opponent	Date
Team Game:	635	Salisbury State	10/31/92
Team Season:	5,035		1997

Extra Points	Record	Opponent	Date
Game: Al Martin	9	Mass. Maritime	10/11/74
Season: Al Martin	44		1974
Career: Bryan Bagstad	101		1999-01
Team Season:	101		1995-98

Field Goals	Record	Opponent	Date
Game: Five Times	3		
Season: Jason Frallicker (most recent)		Fordham	9/8/07
Longest: Mike Malvin	53	St. Lawrence	11/16/91
Season: Jason Frallicker	15		2007
Career: Jason Frallicker	28		2005-07
Team Game:	NA		
Team Season:	NA		

Kickoff Return Yards	Record	Opponent	Date
Longest: Steve McNeil	97	Buffalo	11/5/88

Punt Return Yards	Record	Opponent	Date
Longest: Ray Gay	84	Plattsburgh	11/5/77

Punts	Record	Opponent	Date
Longest: Mike Marrin	80	Hofstra	9/21/74

Interceptions	Record	Opponent	Date
Game: Eight players	3		
Season: Fred Daughtry (last)		Norwich	10/22/94
Longest: Chris Pizzo	90	Alfred	9/16/89
Season: Wayne Anderson	9		1984
Career: Wayne Anderson	19		1983-86

Tackles	Record	Opponent	Date
Game: Don Mion	24	Alfred	9/28/74
Season: Ken Schoen	143		1974
Career: Colin Disch	416		2004-07



# Central Connecticut State Blue Devils

2007 Record: 6-5, 4-2 NEC  
2007 NEC Finish: 2nd



## Josue Paul

Paul displayed extraordinary explosiveness during his rookie campaign for the Blue Devils. A preseason 2008 all-NEC return specialist, Paul returned a league-high 32 kickoffs in 2007. In addition to taking back a kickoff 95 yards to find paydirt against intra-state rival So. Connecticut, Paul logged an 82-yard touchdown rush at Wagner.

## Outlook/Notes

Blue Devils' head coach Jeff McInerney notes the existence of a sign in the CCSU locker room that reads the outcome of last season's title game with Albany, "49-14."

"Sometimes you have to get your butt whipped to develop into a champion," philosophizes McInerney.

With unfinished business looming, McInerney has stressed the importance of taking care of the football. The 49-14 margin was a reflection of the Blue Devils' -4 turnover result. CCSU was -7 in the turnover game for the season.

Protecting the ball will be a must for quarterback Aubrey Norris. The experienced signal caller will play a major role in the rushing attack and can burn opponents through the air with a pair of sure-handed receivers in tight end Greg Grochowski and all-league wide out Nick Colagiovanni.

Behind first team all-NEC defensive end Ernie Greywacz, CCSU will look to improve in the area of scoring defense after allowing 28.4 points per contest. The versatile Greywacz's play-making ability resulted in five pass break-ups, three fumble recoveries, and two forced fumbles. Any pressure Greywacz and his linemates can put on the passer will only help the Blue Devils' secondary; which welcomes back senior cornerback Anthony Wilson, a 2006 all-NEC second teamer that saw his 2007 season cut down to two games due to injury.

➤ Central Connecticut State has enjoyed winning seasons in each of the previous four years, the past two under head coach Jeff McInerney.

➤ Senior **Michael Bailey**, a captain for a second straight season, made 54 tackles and one interception at safety last season for the Blue Devils. The versatile senior has added bulk and could see some time at linebacker in 2008 to compensate for losing former all-league linebacker Chris Stimmel.

➤ Two members of the current roster each staked claim to a major postseason award in 2005. Senior **Anthony Wilson** was the 2005 NEC Defensive Rookie of the Year, while **Aubrey Norris** was billed the conference's top offensive rookie.

➤ CCSU was the first NEC program to ever attain a Top 25 national ranking in an accredited DI FCS poll. The Blue Devils received the No. 23 in both the Sports Network Poll and CSN Coaches' Poll on Sept. 25, 2006. The ranking came after their upset victory at six-time national champion Ga. Southern.

➤ Seven different players rushed for at least 180 yards during the 2007 season. Former running back Jo Jo Freeman led the team with 828 yards on 180 carries. **Aubrey Norris**, the team's top returning rusher, gained 404 yards on the ground while holding a 4.4 yards per carry average.

## Blue Devils to Watch

### Offensive Focus

**Aubrey Norris**

Jr., QB, 6-1, 180

Staten Island, NY/Hargrave Military

*2005 NEC Offensive Rookie of the Year... as a rookie, he was 73-for-127 with eight touchdown passes and only one interception while also rushing 73 times for 330 yards.*

Norris has seen limited action in each of the past two seasons, but the 2005 NEC Offensive Rookie of the Year is an agile signal caller that can beat the defense with both his feet and arm. Norris lost most of his sophomore campaign due to an injury. Upon his return in 2007, Norris shared time under center with since-graduated Ryan Holmes. Orchestrating CCSU's run-heavy attack, Norris rushed for 405 yards and four scores while maintaining a league-high 152.12 passer efficiency rating.

### Defensive Focus

**Ernie Greywacz**

Sr., DE, 6-3, 220

New Canaan, CT/New Canaan

*2007 All-NEC First Team... The junior end showed his capabilities to play the run and rush the passer, making 73 tackles and notching eight sacks (-40 yds).*

After starting all 11 games as a sophomore, Greywacz reached the next level as a junior. Emerging as one of the league's defensive stars, the Blue Devils' most-feared pass rusher developed a knack for making the big play. In CCSU's 16-10 victory over conference foe Robert Morris, Greywacz single-handedly stifled two RMU drives in the game's final five minutes to preserve the win (one with a sack, one with an INT).

**2008 schedule**

Date	Opponent	Time
8/30	Bryant	5:00 pm
9/6	at North Dakota State	7:00 pm
9/20	North Carolina Central	1:00 pm
9/27	at Delaware State	7:00 pm
10/4	<b>Wagner</b>	1:00 pm
10/11	<b>at Albany</b>	1:00 pm
10/18	<b>Duquesne</b>	1:00 pm
10/25	<b>at Monmouth</b>	1:00 pm
11/1	<b>at Robert Morris</b>	1:00 pm
11/8	<b>Saint Francis (PA)</b>	12:00 pm
11/15	<b>at Sacred Heart</b>	1:00 pm

NEC Games in **Bold**

**2007 results**

Date	Opponent	Time
8/30	at Towson	L, 20-10
9/8	Merrimack	W, 45-7
9/15	Southern Connecticut	W, 56-34
9/22	at Western Michigan	L, 51-14
10/6	<b>at St. Francis (PA)</b>	<b>W, 43-7</b>
10/13	<b>Robert Morris</b>	<b>W, 16-10</b>
10/20	<b>at Wagner</b>	<b>W, 21-13</b>
10/27	<b>Monmouth</b>	<b>L, 51-36</b>
11/3	<b>Sacred Heart</b>	<b>W, 49-33</b>
11/10	at Stony Brook	L, 34-7
11/17	<b>Albany</b>	<b>L, 49-14</b>

NEC Games in **Bold**

**all-time records**

Year	Record	Opponent	Record
<b>CCSU vs. the NEC</b>			
1935	1-2-1		
1936	1-4-1		
1937	2-3-1		
1938	3-3		
1939	6-0		
1940	5-1		
1941	4-1	Albany	3-9
1946	4-1-1	Duquesne	1-0
1947	5-1-2	Monmouth	5-9
1948	2-5-3		
1949	5-2-1	Robert Morris	3-10
1950	4-4		
1951	2-3-1	Sacred Heart	6-4
1952	2-5-1	St. Francis (PA)	12-2
1953	1-4-1		
1954	6-0	Wagner	9-11
1955	3-4		
1956	3-3		
1957	3-5	1985	3-7
1958	0-7-1	1986	0-10
1959	2-4-1	1987	4-4-1
1960	4-5	1988	5-3-1
1961	3-6	1989	5-5
1962	2-8	1990	2-7
1963	1-7	1991	2-7-1
1964	1-8	1992	1-8
1965	7-1	1993	5-5
1966	7-2	1994	4-6
1967	7-1	1995	2-8
1968	6-2-1		
1969	5-4		
<b>SINCE JOINING THE NEC</b>			
1970	5-3-1	Year	Record
1971	7-3	1996	3-7
1972	5-5	1997	5-5
1973	9-1	1998	4-6
1974	4-5-1	1999	4-6
1975	4-5	2000	4-6
1976	5-5	2001	2-7
1977	7-3	2002	5-6
1978	3-7	2003	3-8
1979	4-5	2004	8-2
1980	3-7	2005	7-4
1981	5-5	2006	8-3
1982	1-7-1	2007	6-5
1983	4-6		
1984	6-4		
<b>Overall Record:</b>		<b>270-311-22</b>	
<b>NEC Record:</b>		<b>38-38</b>	

**Quick Facts**

**General Information**

Location: New Britain, CT  
 Founded: 1849  
 Enrollment: 12,000  
 Nickname: Blue Devils  
 Colors: Blue and White  
 President: Dr. John Miller  
 Faculty Representative: Dr. Robert Troy  
 Athletic Director: Charles "C.J." Jones  
 SWA: Amy Strickland  
 Home Field/Capacity: Arute Field/3,000  
 Athletic Phone: (860) 832-3040

**Football Information**

Head Coach: Jeff McInerney  
 Overall Record/Years: 14-8/2 years  
 Record at CCSU/Years: 14-8/2 years  
 Inaugural Football Season: 1935  
 2007 Record: 6-5  
 NEC Record/Place: 4-2/2nd  
 Offensive System: Multiple  
 Defensive System: Multiple  
 Off. Starters Returning/Lost: 7/4  
 Def. Starters Returning/Lost: 8/3  
 Football Office Phone: (860) 832-3064

**Sports Information**

Sports Information Director: Jason Stronz  
 SID Phone: (860) 832-3057  
 SID Fax Line: (860) 832-3084  
 SID Cell: (860) 637-2220  
 SID e-mail Address: stronzjam@ccsu.edu  
 Press Box Phone: (860) 832-0120  
 Athletic Hotline Phone: (860) 832-BLUE  
 Website Address: ccsubluedevils.com

**Coaching Staff**

Off. Coord./Quarterback: Rob Likens  
 Offensive Line: Charles Eger  
 Running Backs: Joe Grace  
 Wide Receivers: Paul Boudreau  
 Tight Ends: Adam Jenkins  
 Defensive Coordinator: Ryan Nielsen  
 Linebackers/Special Teams: Sam Anno  
 Defensive Line: Jacob Rogers  
 Secondary: Rod Boykin  
 Asst. Secondary: Dave Pagnetti

**Depth Chart**

**Offense**

<b>WR</b>	<b>9</b>	<b>NICK COLAGIOVANNI (Jr., 5-11, 175)</b>
	26	Torin McCullough (So., 5-10, 170)
<b>LT</b>	<b>71</b>	<b>MATT TARTAGLIONE (Jr., 6-3, 275)</b>
	62	Michael Simons (Fr., 6-4, 275)
<b>LG</b>	<b>56</b>	<b>ANTHONY PINIERO (Jr., 6-3, 270)</b>
	58	Chris Dennison (So., 5-11, 270)
<b>C</b>	<b>61</b>	<b>GEORGE LEASTMAN (Jr., 6-3, 295)</b>
	68	Dan Liddell (Fr., 6-2, 290)
<b>RG</b>	<b>69</b>	<b>JESSE CASTILLO (So., 6-1, 300)</b>
	77	Mike Allison (So., 6-6, 300)
<b>RT</b>	<b>76</b>	<b>BRENDAN BRACKETT (R-Fr., 6-4, 285)</b>
	67	Casey Ryan (R-Fr., 6-5, 250)
<b>TE</b>	<b>86</b>	<b>GREG GROCHOWSKI (Jr., 6-5, 240)</b>
	81	Tyler Rossnagle (Jr., 6-3, 225)
<b>WR</b>	<b>5</b>	<b>JOSUE PAUL (So., 6-1, 190)</b>
	6	London Lomax (Fr., 5-11, 180)
<b>FB</b>	<b>5</b>	<b>JO JO FREEMAN (5-11, 215, Jr.)</b>
	4	Adrian Hull (5-8, 170, So.)
<b>RB</b>	<b>2</b>	<b>JAMES MALLORY (Jr., 5-10, 200)</b>
	46	Anthony McCoy (Jr., 5-10, 205)
<b>QB</b>	<b>10</b>	<b>AUBREY NORRIS (Sr., 6-1, 180)</b>
	11	Hunter Wanket (Jr., 6-4, 210)

**Special Teams**

<b>PK</b>	<b>49</b>	<b>JOE IZZO (So., 5-10, 175)</b>
	35	Chris Scifo (Fr., 5-9, 165)
<b>P</b>	<b>19</b>	<b>GREG MIGDAL (Fr., 6-1, 195)</b>
	88	Dominick Tomanelli (So., 6-2, 225)

**Defense**

<b>LE</b>	<b>44</b>	<b>ERNIE GREYWACZ (Sr., 6-4, 240)</b>
	91	Ricardo Gibson (Jr., 6-4, 220)
<b>DT</b>	<b>92</b>	<b>DANNY RODRIGUEZ (Jr., 6-3, 245)</b>
	99	Roberto Rodriguez (Jr., 6-2, 235)
<b>NT</b>	<b>94</b>	<b>FRANK LEON (Sr., 6-2, 285)</b>
	90	Jeff Logan (So., 5-10, 270)
<b>RE</b>	<b>96</b>	<b>RAY SAUNDERS (Jr., 6-0, 215)</b>
	23	Sedrick Gary (6-1, 215, Sr.)
<b>OLB</b>	<b>54</b>	<b>JEFF MARINO (So., 6-1, 225)</b>
	50	Tim Pratt (So., 6-1, 230)
<b>MLB</b>	<b>52</b>	<b>MIKE COOKE (Sr., 5-10, 215)</b>
	16	T.J. Radzilowski (Jr., 6-1, 240)
<b>OLB</b>	<b>7</b>	<b>MICHAEL BAILEY (Sr., 6-0, 200)</b>
	48	Isaiah Boddie (R-Fr., 6-0, 220)
<b>SS</b>	<b>24</b>	<b>ALONDRE RUSH (So., 6-0, 190)</b>
	29	Mark Fritz (Jr., 5-11, 185)
<b>CB</b>	<b>8</b>	<b>MARCUS DORSEY (Jr., 6-1, 175)</b>
	17	Anthony Wilson (Sr., 5-9, 175)
<b>FS</b>	<b>1</b>	<b>RALPH MCKENLEY (Sr., 5-11, 190)</b>
	41	Nick Delgado (So., 6-2, 180)
<b>CB</b>	<b>3</b>	<b>CORY ROBINSON (Sr., 5-10, 180)</b>
	28	Dominique Rose (Jr., 5-11, 160)

<b>KR</b>	<b>5</b>	<b>JOSUE PAUL (So., 6-1, 190)</b>
	19	Nick Colagiovanni (Jr., 5-11, 175)
<b>PR</b>	<b>19</b>	<b>NICK COLAGIOVANNI (Jr., 5-11, 175)</b>
	6	London Lomax (Fr., 5-11, 180)

2007 Record: 6-5, 4-2 NEC

No.	Name	Pos.	Ht.	Wt.	Yr.	Hometown/Previous School
1	Ralph Mckenley	Sr.	DB	5-11	190	Yonkers, NY/Roosevelt
2	James Mallory	R-Jr.	RB	5-10	200	Buffalo, NY/Kenmore West
3	Cory Robinson	Sr.	DB	5-10	180	Baltimore, MD/Cardinal Gibbons
4	Nate Pagan	Fr.	RB	5-8	190	Newington, CT/Newington
5	Josue Paul	So.	WR	6-1	190	Delray Beach, FL/Pope John Paul II
6	London Lomax	Fr.	WR	5-11	180	Houston, TX/Air Force Prep
7	Michael Bailey	Sr.	LB	6-0	200	Yonkers, NY/Gorton
8	Marcus Dorsey	Jr.	DB	6-1	175	Germantown, MD/Seneca Valley
9	Nick Colagiovanni	Jr.	WR	5-11	175	Plainville, CT/Milford Academy
10	Aubrey Norris	R-Jr.	QB	6-1	180	Staten Island, NY/Hargrave Military
11	Hunter Wanket	Jr.	QB	6-4	210	Rancho Santa Fe, CA/Palomar JC
12	Steve Smith	R-Fr.	QB	6-0	195	Stratford, CT/Bunnell
13	Lamont Tillery	Sr.	DB	5-8	170	Central Islip, NY/St. John the Baptist
14	Jermaine Roberts	Sr.	WR	6-1	175	Bridgeport, CT/Bridgeport Central
15	Lorenzo Baker	Fr.	DB	5-9	195	Middletown, CT/Middletown
16	T.J. Radzilowski	R-So.	LB	6-1	240	Germantown, MD/New Mexico
17	Anthony Wilson	Sr.	DB	5-9	175	Norwalk, CT/Brien McMahon
18	Matt Dortch	Fr.	RB/WR	5-11	175	Wayne, NJ/Wayne Valley
19	Greg Migdal	Fr.	P	6-1	175	Sharon, MA/Norwood
20	Danny Williams	Fr.	LB	5-10	205	New Haven, CT/Hillhouse
21	Josh Vargas	R-Sr.	RB	5-8	205	Los Angeles, CA/St. Monica
22	Jordan Knight	R-So.	DB	6-1	175	Newington, CT/Newington
23	Sedrick Gary	R-Jr.	DL	6-1	215	Bloomfield, CT/Virginia Union
24	Alondre Rush	So.	DB	6-0	190	Middletown, CT/Xavier
25	Derek Williams	Fr.	WR	5-11	170	Meriden, CT/Xavier
26	Torin McCullough	R-So.	WR	5-10	170	Smyrna, GA/Campbell
27	Steven Green	R-Sr.	DL	6-2	220	Layton, NJ/Kittatinny Regional
28	Dominique Rose	R-So.	DB	5-11	160	Hartford, CT/Sports Sciences
29	Mark Fritz	R-So.	DB	5-11	185	Rocky Hill, CT/Rocky Hill
30	Marcus Griffin	So.	RB	5-9	190	Baltimore, MD/Milford Academy
31	Kevin Woolfolk	So.	RB	5-9	200	Lopatcong, NJ/Trinity Pawling
32	Eric Richardson	So.	RB	5-10	215	Trumbull, CT/Trumbull
33	Albort Fonteno	Fr.	DB	5-9	180	Houston, TX/Westside
34	Bobby Abate	So.	DB	5-10	180	Rocky Hill, CT/Rocky Hill
35	Chris Scifo	Fr.	K	5-9	165	Ft. Lauderdale, FL/St. Thomas Aquinas
36	Tim Camerl	Fr.	RB	5-11	185	Bristol, CT/Bristol Eastern
37	Alex Warden	Fr.	RB	5-9	200	Brooklyn, NY/New Utrecht
38	Marc Mignault	Fr.	DB	5-10	190	Preston, CT/Ledyard
39	Dennis Spadaro	Fr.	RB	5-8	210	Brooklyn, NY/Xaverian
40	Dominic Giampietro	R-Fr.	LB	6-2	235	Meriden, CT/Cheshire Academy
41	Nick Delgado	So.	DB	6-2	180	Windsor, CT/Windsor
42	John Moulton	So.	DL	6-2	230	Madison, CT/Hand
43	Michael Easley	Fr.	LB/DB	6-3	195	Stratford, CT/Bunnell
44	Ernie Greywacz	Sr.	DL	6-4	240	New Canaan, CT/New Canaan
46	Anthony McCoy	Jr.	RB	5-10	205	Haverstraw, NY/Trinity Pawling
47	Rashon Cooper	Fr.	DB	5-9	160	Piscataway, NJ/Piscataway
48	Isaiah Buddie	R-Fr.	LB	6-0	220	New Britain, CT/New Britain
49	Joe Izzo	So.	K	5-10	175	Southington, CT/Southington
50	Tim Pratt	So.	LB	6-1	230	Waterbury, CT/Sacred Heart
52	Mike Cooke	Sr.	LB	5-10	215	Brooklyn, NY/Lackawanna JC
53	Matt Thomas	Fr.	LB	6-0	215	West Hartford, CT/Conard
54	Jeff Marino	So.	LB	6-1	225	New Britain, CT/New Britain
55	Paul Briody	Fr.	LB	6-0	220	Tampa, FL/Tampa Catholic
56	Anthony Pineiro	R-Jr.	OL	6-3	270	Brooklyn, NY/Xaverian
58	Chris Dennison	R-So.	OL	5-11	270	Southbury, CT/Pomperaug
59	Mike Zimmerman	R-Fr.	LB	6-0	240	Enfield, CT/Enfield
61	George Leastman	Jr.	OL	6-3	295	Ludlow, MA/Milford Academy
62	Michael Simons	Fr.	OL	6-4	275	Hollywood, FL/Wilbraham & Monson
64	Garth Harrison	Fr.	DL	6-2	275	Stamford, CT/Westhill
67	Casey Ryan	R-Fr.	OL	6-5	250	Londonderry, NH/Londonderry
68	Dan Liddell	Fr.	OL	6-2	290	Hollywood, FL/South Broward
69	Jesse Castillo	R-So.	OL	6-1	300	Cambridge, MA/Cam. Rindge and Latin
71	Matt Tartaglione	Jr.	OL	6-3	275	Fairfield, CT/Milford Academy
73	Josh Smith	So.	OL	6-6	330	Macungie, PA/Hudson Valley CC
74	Andrew Cohen	Fr.	OL	6-4	310	Islip Terrace, NY/East Islip
75	Lawrence Cohen	Fr.	OL	6-4	315	Islip Terrace, NY/East Islip
76	Brendan Brackett	R-Fr.	OL	6-4	285	Brooklyn, CT/Griswold
77	Mike Allison	R-So.	OL	6-6	300	Marlboro, CT/RHAM
79	Richard Boebel	Fr.	DL	5-10	215	Bristol, CT/Bristol Eastern
80	Tristan Roberts	Fr.	WR	6-3	190	West Hartford, CT/Conard
81	Tyler Rossnagle	Jr.	TE	6-3	225	Sarasota, FL/Booker

Central Connecticut State

2008 Roster



82	Matt Gomes	R-Sr.	WR	6-1	180	Naugatuck, CT/Naugatuck
83	P.J. Borawski	R-So.	WR	6-0	185	Southington, CT/Southington
84	Rob Fisher	R-Fr.	WR	5-11	175	New Milford, CT/New Milford
85	Devin Peceovich	Fr.	WR	6-2	180	Bristol, CT/Bristol Central
86	Greg Grochowski	Jr.	TE	6-5	240	Bristol, CT/Bristol Eastern
87	Justin Paradis	R-Fr.	WR	5-11	185	Plainville, CT/New Britain
88	Dominick Tomanelli	So.	TE	6-3	225	Marlboro, NY/Marlboro Central
90	Jeff Logan	So.	DL	5-10	270	Rochester, NY/Wilson Magnet
91	Ricardo Gibson	R-So.	DL	6-4	220	Waterbury, CT/Crosby
92	Danny Rodriguez	Jr.	DL	6-3	245	Lawrence, MA/Lawrence
94	Frank Leon	Sr.	DL	6-1	285	Thiells, NY/Northland JC
95	Charlie Williams	Fr.	DL	6-2	210	Greenwich, CT/Greenwich
96	Ray Saunders	Jr.	DL	6-0	215	Temple Hills, MD/Oxon Hill
99	Roberto Rodriguez	Jr.	DL	6-2	235	Miami, FL/Christopher Columbus



**Aubrey Norris**  
Junior QB

# Jeff McInerney Biography

## Head Coach

Overall Record: 14-8/2 years  
CCSU Record: 14-8/2 years



**Alma Mater:**  
Slippery Rock '82

# Jeff McInerney



Jeff McInerney enters his third season as head coach at Central Connecticut State University after stringing together back-to-back winning seasons for his first two campaigns. The Blue Devils are coming off a 6-5 campaign in 2007 during which they came up one win short of a NEC title.

CCSU entered the 2007 season having won 14 of its last 15 home games, including 11 straight vs. NEC opponents. The Blue Devils ran those numbers to 17 out of 18 and 12 straight against the league.

McInerney, who was hired on January 13, 2006, saw many firsts in his inaugural season as the head coach at Central Connecticut. An 8-3 record in 2006 marked the third straight winning season for the Blue Devils, a feat last achieved over 35 years ago. But it was the national attention that McInerney's Blue Devils received that helped CCSU reach new heights among FCS programs.

The second week of the 2006 season brought the Blue Devils to the national stage. CCSU went to Statesboro, GA, to face six-time national champion Georgia Southern in their home opener. A 17-13 victory by the Blue Devils made national news, and a week later CCSU entered the Sports Network National Poll for the first time in school history.

"This program has come a long way in the last three years and we will continue to strive to reach the next level. Our league as a whole has proven in the last couple of years that we can play with, and more importantly we can beat, some of the top teams in the country."

The Blue Devils were nationally ranked for the first time during the season and reached as high as #19 in the poll. While CCSU did not win its third straight Northeast Conference Championship, it did finish the 2006 home season undefeated (4-0) for the second time in three years. The 8-3 record marked the second time in the last three seasons that CCSU posted eight wins, the second-highest single season total in program history.

Upon his hiring, McInerney became the 12th head coach in the 67 years of Central Connecticut football.

"Coming to CCSU as a head coach for the first time was the most exciting moment in my career," McInerney said. "We can achieve great things here as we continue to build on the foundation set at the start of the 2004 season. These players now believe that they can win and they use that belief to be successful each and every week on the football field."

McInerney spent his previous two seasons as the defensive coordinator at the University of Rhode Island. The South Windsor High School graduate has also been an assistant at Tulsa, UNLV, Oregon State, Georgia Southern and Southern California. He received his Bachelor's Degree from Slippery Rock University in 1982 and his Master's Degree from Troy State University in 1984. His first coaching job came at Slippery Rock as an undergraduate in 1981 and then as a graduate assistant coach in 1982. McInerney has seen plenty of success in his coaching career, twice being a part of a staff that won a National Championship (1985 at Troy State; 1990 at Georgia Southern).

### HEAD COACHING EXPERIENCE:

- 2006- Central Connecticut State University, New Britain, CT
  - Coached the Blue Devils to a fourth consecutive winning season, which saw them finish as the runner-up to Albany in the NEC Standings.
  - Led CCSU to 8-3 record and #4 ranking in Sports Network Mid-Major poll in 2006.
  - Guided Blue Devils to upset of national power Georgia Southern in Statesboro, GA on Sept. 9, 2006.
  - Named CCSU's 12th head coach in 67 years on January 13, 2006

### ASSISTANT COACHING EXPERIENCE:

- 2004-05 University of Rhode Island, Kingston, RI
  - Defensive Coordinator
- 2002-04 North Dakota State University, Fargo, ND
  - Defensive Line/Special Teams
- 1999-2000 University of Nevada-Las Vegas, Las Vegas, NV
  - Defensive Coordinator
- 1998-99 Oregon State University, Corvallis, OR
  - Defensive Ends
- 1996-98 University of Southern California, Los Angeles, CA
  - Defensive Line
- 1995-96 Duke University, Durham, NC
  - Defensive Coordinator (1996)
  - Defensive Ends (1995)
- 1992-94 Rice University, Houston, TX
  - Defensive Ends
- 1990-92 Georgia Southern University, Statesboro, GA
  - Co-Defensive Coordinator
- 1989-90 University of Texas-El Paso, El Paso, TX
  - Linebackers
- 1988-89 Southern Illinois University, Carbondale, IL
  - Linebackers
- 1983-87 Troy State University, Troy, AL
  - Assistant Coach

### Jeff McInerney at CCSU

Year	Overall	NEC
2006	8-3	4-3
2007	6-5	4-2
<b>Total</b>	<b>14-8</b>	<b>8-5</b>

### EDUCATION:

- Slippery Rock University, Slippery Rock, PA
  - Bachelor's degree, 1982
- Troy State University, Troy, AL
  - Master's degree, 1984

### PERSONAL:

- Wife - Leslie; three children - Amy, Ryan, and Jeff

## Arute Field New Britain, CT



2007 Record: 6-5, 4-2 NEC

# Central Connecticut State

## 2007 Statistics



RUSHING	G	Att	Gain	Loss	Net	Avg	TD	Long	Avg/G
FREEMAN, Jo Jo	11	180	849	21	828	4.6	10	43	75.3
NORRIS, Aubrey	11	93	513	108	405	4.4	4	39	36.8
HOLMES, Ryan	11	90	429	45	384	4.3	4	18	34.9
HULL, Adrian	11	63	332	15	317	5.0	5	44	28.8
MALLORY, James	11	42	259	16	243	5.8	1	27	22.1
McKENLEY, Ralph	8	51	230	13	217	4.3	0	27	27.1
PAUL, Josue	11	8	186	6	180	22.5	2	82	16.4
ROBERTS, J	11	11	88	0	88	8.0	1	28	8.0
CAVANAUGH, Zach	6	14	96	18	78	5.6	1	33	13.0
WOOLFOLK, Kevin	7	21	60	5	55	2.6	1	9	7.9
McCOY, Anthony	2	5	23	0	23	4.6	0	10	11.5
AMCHIR, Richard	13	2	15	0	15	7.5	0	8	1.2
BARONE, Andrew	6	7	13	4	9	1.3	0	5	1.5
GRIFFIN, Marcus	3	5	11	3	8	1.6	0	4	2.7
McCULLOUGH, T	11	1	4	0	4	4.0	0	4	0.4
TEAM	7	5	0	5	-5	-1.0	0	0	-0.7
COLAGIOVANNI, N	11	2	0	15	-15	-7.5	0	0	-1.4
Total.....	11	600	3108	274	2834	4.7	29	82	257.6
Opponents.....	11	396	2049	263	1786	4.5	22	65	162.4

PASSING	G	Effic	Cmp-Att-Int	Pct	Yds	TD	Lng	Avg/G
HOLMES, Ryan	11	132.20	51-93-4	54.8	716	6	71	65.1
NORRIS, Aubrey	11	152.12	34-58-1	58.6	473	5	43	43.0
CAVANAUGH, Zach	6	142.37	8-15-0	53.3	159	0	49	26.5
TEAM	7	0.00	0-6-0	0.0	0	0	0	0.0
BARONE, Andrew	6	52.08	2-5-1	40.0	31	0	23	5.2
SMART, Blair	11	494.80	1-1-0	100.0	47	0	47	4.3
FREEMAN, Jo Jo	11	472.00	1-1-0	100.0	5	1	5	0.5
Total.....	11	136.76	97-179-6	54.2	1431	12	71	130.1
Opponents.....	11	122.10	196-324-11	60.5	1931	18	46	175.5

RECEIVING	G	No.	Yds	Avg	TD	Long	Avg/G
COLAGIOVANNI, N	11	39	537	13.8	3	71	48.8
ROBERTS, J	11	20	362	18.1	5	66	32.9
GROCHOWSKI, G	11	9	130	14.4	1	28	11.8
ROSSNAGLE, T	11	6	100	16.7	1	24	9.1
McCULLOUGH, T	11	6	72	12.0	0	26	6.5
FREEMAN, Jo Jo	11	6	40	6.7	0	10	3.6
GOMES, Matt	6	3	43	14.3	0	24	7.2
PAUL, Josue	11	2	29	14.5	1	22	2.6
HULL, Adrian	11	2	-2	-1.0	0	2	-0.2
BORAWSKI, P.J.	1	1	49	49.0	0	49	49.0
BAILEY, Michael	11	1	47	47.0	0	47	4.3
McKENLEY, Ralph	8	1	19	19.0	0	19	2.4
VAN NESS, Kyle	9	1	5	5.0	1	5	0.6
Total.....	11	97	1431	14.8	12	71	130.1
Opponents.....	11	196	1931	9.9	18	46	175.5

SCORING	TD	PATs			Rush	Rcv	Pass	DXP	Saf	Points
		FGs	Kick	Blk						
FREEMAN, Jo Jo	10	0-0	0-0	0-0	0	0-0	0	0	0	60
BIEN, Dennis	0	4-8	38-41	0-0	0	0-0	0	0	0	50
ROBERTS, J	6	0-0	0-0	0-0	0	0-0	0	0	0	36
HULL, Adrian	5	0-0	0-0	0-0	0	0-0	0	0	0	30
HOLMES, Ryan	4	0-0	0-0	1-1	0	0-0	0	0	0	26
NORRIS, Aubrey	4	0-0	0-0	0-0	0	0-0	0	0	0	24
PAUL, Josue	4	0-0	0-0	0-0	0	0-0	0	0	0	24
COLAGIOVANNI, N	3	0-0	0-0	0-0	0	0-0	0	0	0	18
WOOLFOLK, Kevin	1	0-0	0-0	0-0	0	0-0	0	0	0	6
MALLORY, James	1	0-0	0-0	0-0	0	0-0	0	0	0	6
RUSH, Alondre	1	0-0	0-0	0-0	0	0-0	0	0	0	6
ROSSNAGLE, T	1	0-0	0-0	0-0	0	0-0	0	0	0	6
GROCHOWSKI, G	1	0-0	0-0	0-0	0	0-0	0	0	0	6
VAN NESS, Kyle	1	0-0	0-0	0-0	0	0-0	0	0	0	6
CAVANAUGH, Zach	1	0-0	0-0	0-0	0	0-0	0	0	0	6
IZZO, Joe	0	0-0	1-1	0-0	0	0-0	0	0	0	1
Total.....	43	4-8	39-42	1-1	0	0-0	0	0	0	311
Opponents.....	43	5-9	36-41	0-1	0	0-0	0	0	0	309

FIELD GOALS	FGM-FGA	Pct	01-19	20-29	30-39	40-49	50-59	Lg	Blk
BIEN, Dennis	4-8	50.0	0-0	2-2	2-5	0-1	0-0	36	0

PUNT RETURNS	No.	Yds	Avg	TD	Long
COLAGIOVANNI, N	10	51	5.1	0	17
AMCHIR, Richard	5	44	8.8	0	27
RUSH, Alondre	2	38	19.0	1	2
TILLERY, Lamont	1	14	14.0	0	0
VARGAS, Josh	1	3	3.0	0	3
Total.....	19	150	7.9	1	27
Opponents.....	19	254	13.4	0	52

KICK RETURNS	No.	Yds	Avg	TD	Long
PAUL, Josue	32	700	21.9	1	95
ROBINSON, Cory	6	102	17.0	0	22
MALLORY, James	2	21	10.5	0	29
RUSH, Alondre	2	23	11.5	0	19
FRITZ, Mark	1	0	0.0	0	0
TOMANELLI, D	1	11	11.0	0	11
GRIFFIN, Marcus	1	17	17.0	0	17
D'ARRIGO, V	1	10	10.0	0	10
Total.....	46	884	19.2	1	95
Opponents.....	45	1037	23.0	1	97

PUNTING	No.	Yds	Avg	Long	TB	FC	l20	Blkd
ROSE, Chris	38	1552	40.8	62	4	1	5	1
BIEN, Dennis	1	34	34.0	34	1	0	0	0
TEAM	1	0	0.0	0	0	0	0	0
Total.....	40	1586	39.7	62	5	1	5	1
Opponents.....	49	1688	34.4	60	4	8	13	5

INTERCEPTIONS	No.	Yds	Avg	TD	Long
GREYWACZ, Ernie	2	0	0.0	0	0
DORSEY, Marcus	1	29	29.0	0	29
STIMMEL, Chris	1	0	0.0	0	0
RUSH, Alondre	1	12	12.0	0	12
WILSON, Anthony	1	0	0.0	0	0
D'ARRIGO, V	1	13	13.0	0	13
MARINO, Jeff	1	15	15.0	0	15
ROSE, Dominique	1	14	14.0	0	14
BAILEY, Michael	1	0	0.0	0	0
TILLERY, Lamont	1	0	0.0	0	0
Total.....	11	83	7.5	0	29
Opponents.....	6	73	12.2	1	32

DEFENSIVE LEADERS	GP	Tackles			ForLoss	Sacks			Pass Def			Fumbles		Blkd
		UT	AT	Total		No-Yards	Int-Yds	BrUp	QBH	Rcv-Yds	FF	Kick	Saf	
STIMMEL, Chris	11	27	71	98	0.5-4	0.5-4	1-0	2	.	.	.	.	.	.
SMART, Blair	11	37	49	86	4.5-8	.	.	.	1	.	.	.	.	.
GREYWACZ, Ernie	11	28	45	73	5.5-41	5.5-40	2-0	5	1	3-4	2	.	.	.
BAILEY, Michael	11	28	26	54	1.0-1	.	1-0	3	.	.	.	1	.	.
D'ARRIGO, V	11	21	20	41	2.0-7	.	1-13	.	.	.	1-0	3	.	.
COOKE, Mike	11	14	26	40	3.0-14	1.5-11	.	.	.	.	1-0	1	.	.
GREEN, Steven	11	7	31	38	6.0-19	1.5-12	.	3	1	1-0	.	.	.	.
RUSH, Alondre	11	18	19	37	0.5-1	0.5-1	1-12	1	.	.	.	.	2	.
ROSE, Dominique	11	10	26	36	.	.	1-14	4	.	.	.	.	1	.
SATTERWHITE, M	11	14	20	34	0.5-1	.	.	.	.	.	.	.	.	.
VAN NESS, Kyle	9	21	10	31	3.5-20	2.0-16	.	1	.	.	.	1	.	.
MARINO, Jeff	10	10	18	28	2.5-3	.	1-15	.	.	.	.	.	.	.
SAUNDERS, Ray	10	9	14	23	5.5-25	2.0-14	.	1	.	.	.	1	.	.
DORSEY, Marcus	11	13	9	22	1.0-3	.	1-29	6	.	.	1-41	.	1	.
RODRIGUEZ, R	11	5	17	22	5.0-18	1.0-8	.	.	.	.	.	.	.	.
MURPHY, Devroy	11	3	18	21	2.5-7	1.0-6	.	.	.	.	.	1	.	.
LEON, Frank	11	5	13	18	3.0-14	1.5-10	.	2	.	.	1-0	.	.	.
GORDONHOLMES, L	9	6	11	17	.	.	.	.	.	.	.	1	.	.
TILLERY, Lamont	11	7	7	14	0.5-0	.	1-0	1	.	.	.	.	1	.
ROBINSON, Cory	11	1	11	12	0.5-0	.	.	3	.	.	.	.	.	.
WILSON, Anthony	2	6	4	10	1.0-2	.	1-0	1	.	.	.	.	.	.
RICHARDSON, D	8	3	7	10	2.0-5	1.0-4	.	.	.	.	.	.	.	.
ROACH, Winston	11	4	6	10	.	.	.	.	.	.	.	.	.	.
KNIGHT, Jordan	9	5	4	9	.	.	.	1	.	.	.	.	.	.
GIBSON, Ricardo	5	2	6	8	1.0-7	.	.	.	.	.	.	.	.	.
AMCHIR, Richard	13	3	4	7	.	.	.	.	.	.	.	.	.	.
RODRIGUEZ, D	9	1	6	7	0.5-3	0.5-3	.	2	.	.	.	.	.	.
MALLORY, James	11	4	3	7	.	.	.	.	.	.	.	.	.	.
McCULLOUGH, T	11	3	2	5	.	.	.	1	.	.	.	2	.	.
McKENLEY, Ralph	8	2	2	4	.	.	.	.	.	.	.	.	.	.
SUTJAK, Matt	1	2	2	4	.	.	.	.	.	.	.	.	.	.
ABATE, Bobby	3	2	1	3	1.0-10	1.0-10	.	.	.	.	.	.	.	.
MOULTON, John	6	1	2	3	1.5-9	1.0-8	.	2	.	.	.	.	.	.
FRITZ, Mark	7	1	2	3	1.5-4	.	.	.	.	.	.	.	.	.
KUCHARSKI, Rob	11	1	.	1	.	.	.	.	.	.	.	.	.	.
ROSE, Chris	11	1	.	1	.	.	.	.	.	.	.	.	.	.
TEAM	7	1	.	1	.	.	.	.	.	.	.	.	.	.
GARY, Sedrick	2	1	.	1	.	.	.	.	.	.	.	.	.	.
JULIUS, Anthony	2	.	1	1	.	.	.	.	.	.	.	.	.	.
BARONE, Andrew	6	.	1	1	.	.	.	.	.	.	.	.	.	.
MOORE, Robert	8	.	1	1	.	.	.	.	.	.	.	.	.	.
MENARD, James	2	.	1	1	.	.	.	.	.	.	.	.	.	.
LOGAN, Jeff	2	.	1	1	0.5-4	0.5-4	.	.	.	.	.	.	.	.
ROSSNAGLE, T	11	1	.	1	.	.	.	.	.	.	.	.	.	.
PARSON, DeVaugh	1	.	1	1	0.5-1	.	.	.	.	.	.	.	.	.
ROBERTS, J	11	1	.	1	.	.	.	.	.	.	1-0	.	.	.
PAUL, Josue	11	1	.	1	.	.	.	.	.	.	.	.	.	.
Total.....	11	330	518	848	57-231	21-151	11-83	39	3	10-45	12			

# Central Connecticut State



# Record Book

Rushing Attempts	Record	Opponent	Date
Game: Cory Harge	43	Stony Brook	11/6/04
Season: Stan House	294		1997
Career: Stan House	694		1994-97
Team Game:	72	Kutztown St.	1967
Team Season:	600		2007

Rushing Yards	Record	Opponent	Date
Game: Justise Hairston	332	Saint Francis (PA)	10/7/06
Season: Justise Hairston	1,847		2006
Career: Stan House	3,347		1994-97
Team Game:	420	Montclair St.	1974
Team Season:	2,856		1972

Rushing TDs	Record	Opponent	Date
Game: Stan House	5	Wagner	10/26/96
Longest: Don Luke	96 yards	Trenton St.	1954
Season: Justise Hairston	20		2006
Stan House	20		1996
Career: Stan House	41		1994-97
Team Game:	NA		
Team Season:	29		2007

Receptions	Record	Opponent	Date
Game: Mark Strasser	13	Albany	9/4/99
Heston Sutman	13	C.W. Post	1993
Season: Heston Sutman	70		1994
Career: Ed Poland	115		1993-96
Team Game:	30	Wagner	10/18/97
Team Season:	193		1994

Receiving Yards	Record	Opponent	Date
Game: John Klein	204	American Int.	1978
Season: Mike Tiagwad	1,196		1977
Career: John Klein	2,033		1977-80
Team Game:	377	Wagner	10/18/97
Team Season:	2,228		1994

Receiving TDs	Record	Opponent	Date
Game:	NA		
Longest: Akeen Watson	97 yards	Monmouth	11/1/03
Season: John Mulligan	10		1966
Career: John Mulligan	16		1965-66
Team Game:	NA		
Team Season:	15		1991

Passing Attempts	Record	Opponent	Date
Game: Keith Toolan	60	Monmouth	11/15/97
Season: Sam Tirone	342		1994
Career: Keith Toolan	787		1996-99
Team Game:	60	Monmouth	11/15/97
Team Season:	357		1994

Completions	Record	Opponent	Date
Game: Keith Toolan	30	Wagner	10/18/97
Season: Sam Tirone	185		1994
Career: Scott Dolch	434		2001-04
Team Game:	30	Wagner	10/18/97
Team Season:	193		1994

Touchdown Passes	Record	Opponent	Date
Game: Scott Dolch	5	Robert Morris	10/9/04
Longest: Scott Dolch	97 yards	Monmouth	2003
Season: Scott Dolch	17		2004
Career: 45 Scott Dolch	45		2001-04
Team Game:	5	Robert Morris	10/9/04
Team Season:	17		2004

Passing Yardage	Record	Opponent	Date
Game: Keith Toolan	377	Wagner	10/18/97
Season: Sam Tirone	2,116		1994
Career: Scott Dolch	5,728		2001-04
Team Game:	377	Wagner	10/18/97
Team Season:	2,228		1994

Touchdowns	Record	Opponent	Date
Game: Stan House	5	Wagner	10/26/96
Cory Harge	5	Stony Brook	11/6/04
Season: Justise Hairston	20		2006
Stan House	20		1996
Career: Stan House	49		1994-97
Team Game:	9	Glassboro St.	1972
Team Season:	43		2007

Points	Record	Opponent	Date
Game:	NA		
Season:	62 (three times)		
Career: Ted Stoneburner	134		1979-81
Team Game:	68	Glassboro St.	1972
Team Season:	311		2007

Total Yards	Record	Opponent	Date
Game: Sam Tirone	305	Iona	1993
Season: Eric Valentine	1,983		1991
Career: Al Jutze	3,424		1965-67
Team Game:	622	Glassboro St.	1972
Team Season:	4,265		2007

Extra Points	Record	Opponent	Date
Game:	NA		
Season: Dennis Bien	38		2007
Career: Derek Pearson	88		2002-05

Field Goals	Record	Opponent	Date
Game: Derek Pearson	4	Colgate	2005
Longest: Mike O'Sullivan	49 yards	Springfield	1984
Season: Paul Flynn	13		1987
Career: Paul Flynn	32		1987-89
Team Game:	3 (four times)		
Team Season:	13		1987

Kickoff Return Yards	Record	Opponent	Date
Longest: Dick Edmonds	103 yards	Springfield	1966

Punt Return Yards	Record	Opponent	Date
Longest: Ron Andronowitz	90 yards	Northeastern	1983
Donnie Rose	90 yards	Monmouth	11/1/03

Punts	Record	Opponent	Date
Longest: Mike Kien	73 yards	St. John's	2002

Interceptions	Record	Opponent	Date
Game: Three Times	3		
Chris Blackshear (most recent)		Wagner	11/9/02
Long Ret: John Thurman	100 yards	S. Connecticut	1978
Season: Brian McGowan	9		1991
Career: Chris Blackshear	19		2001-04
Team Game:	10	Glassboro St.	1965
Team Season:	22		1973



# Duquesne Dukes

2007 Record: 6-4, T-1st in MAAC  
2008 - Inaugural NEC Season



## Aaron Strader

**Strader**, the 2005 MAAC Defensive Rookie of the Year and three-time first team all-MAAC pick, tallied seven pass break-ups in 2007. Bringing his career interceptions total to nine, his four INTs as a junior were team high. Strader also made 26 solo tackles last season at cornerback.

## Dukes to Watch

### Offensive Focus

**Kevin Rombach**

Jr., QB, 6-1, 205

Harrisburg, PA/Central Dauphin

2007 First Team All-MAAC

Listed as a back-up to begin the 2007 campaign, Rombach won the starting job in week three and a monster season ensued. Rombach set a single-season program record for completion percentage (61.0) and ranked 11th nationally in total offense (279.4 ypg). Winning the MAAC Offensive Player of the Week award in each of his first four starts, Rombach went on to spearhead a five-game winning streak. For the season, he completed 177-of-290 passes for 2,410 yards and 20 touchdowns with six interceptions. Rombach flashed his ability during the 2005 season when the man who had yet to take a snap at the collegiate level stepped in mid-game for injured starter Scott Knapp and led the Dukes to three straight wins.

### Defensive Focus

**Mykol Gardiner**

Jr., DL, 6-3, 255

Cleveland, OH/Benedictine

2007 First Team All-MAAC... 2006 Second Team All-MAAC

Gardiner has played two seasons and has two all-conference selections to show for it. Immediately establishing himself as a vaunted pass rusher, Gardiner started the first eight games of his freshman season and tallied 6.5 sacks before missing the final two contests due to a shoulder ailment. As a sophomore in 2007, the defensive lineman registered 7.5 sacks to rank 14th nationally in sacks per game average (0.75). Robert Morris received a sneak preview of Gardiner's abilities in 2006 when the then-freshman broke through for two sacks and forced two fumbles in a 27-7 DU victory.

## Outlook/Notes

Duquesne brings years of a successful tradition into the Northeast Conference as head coach Jerry Schmitt prepares the 11-time Metro Atlantic Athletic Conference champions for their inaugural NEC season.

"The move to the NEC was well received on the recruiting trail," said Schmitt. "There was also a renewed focus among our returning players during spring camp. We are looking forward to the challenges ahead."

Schmitt acclimated the Dukes to their new league by scheduling four NEC members during the Pittsburgh-based institution's final season in the MAAC.

Duquesne won three of those contests thanks, in part, to the performance of pre-season all-NEC quarterback Kevin Rombach who passed for an average of 264 yards per game in those victories. Displaying an accurate arm, the skilled signal caller led an offensive unit that gained an average of 407 yards per contest.

Two-time all-MAAC selection J.T. Stefanik, one of three returning o-linemen will protect Rombach's blindside, manning the left tackle spot where he has started 19 of the past 20 games. Senior Greg Hough, who led the Dukes with 801 yards rushing (4.2 ypc.) and five touchdowns last season, is also back - this time as a linebacker. Hough was a first team all-MAAC linebacker in 2006 when he finished second on the team in tackles. His move back to defense opens up the running back position for 5-11, 200-pound sophomore Cleodis Williams.

Defensive lineman Mykol Gardiner and pre-season all-NEC cornerback Aaron Strader join Hough and four other returnees on defense.

➤ Sophomore weakside linebacker **Nathan Totino** made 93 tackles as a freshman en route to 2008 MAAC Defensive Rookie of the Year honors. **Aaron Strader** was the last Duke to earn this honor back in 2005.

➤ Senior **Mark Troyan** owns Duquesne's career record for field goals made (32). The veteran placekicker made his way onto the preseason all-NEC team.

➤ Duquesne football, founded in 1891, has sent 45 players to the National Football League. Leigh Bodden, one of those 45, started all 16 games for the Cleveland Browns in 2007, making 88 tackles and intercepting six passes. Bodden, a six-year NFL veteran, is now a Detroit Lion.

➤ Duquesne's rich history includes an Orange Bowl victory. On January 1, 1937, the Dukes outlasted Mississippi State, 13-12, in the world-famous bowl game that is still played today.

## 2008 schedule

Date	Opponent	Result
9/6	at Bucknell	6:00 pm
9/20	<b>Saint Francis (PA)</b>	7:00 pm
9/27	Dayton	1:00 pm
10/4	<b>Albany</b>	1:00 pm
10/11	<b>at Robert Morris</b>	1:00 pm
10/18	<b>at Central Conn. St.</b>	1:00 pm
10/25	<b>Sacred Heart</b>	1:00 pm
11/1	at Bryant	12:00 pm
11/8	<b>at Wagner</b>	1:00 pm
11/15	<b>Monmouth</b>	1:00 pm

NEC Games in **Bold**

## 2007 results

Date	Opponent	Result
9/1	Bucknell	L, 28-19
9/15	at Brown	L, 28-17
9/22	at Sacred Heart	W, 30-23 (OT)
9/29	Frostburg State	W, 37-10
10/6	<b>at Marist</b>	<b>W, 31-21</b>
10/13	at Saint Francis (PA)	W, 24-17
10/20	Robert Morris	W, 17-14
10/27	<b>at Iona</b>	<b>L, 28-23</b>
11/10	<b>La Salle</b>	<b>W, 51-8</b>
11/17	at Monmouth	L, 31-20

MAAC Games in **Bold**

## all-time records

Year	Record	Year	Record
1902	1-6	1973	10-0
1903	3-5	1974	5-2
1913	3-5-1	1975	5-4
1914	1-5	1976	6-2
1920	3-3-1	1977	7-2
1921	0-4-1	1978	5-3
1922	0-8	1979	5-4
1923	4-4	1980	4-5
1924	2-4-2	1981	4-5
1925	0-7	1982	6-3
1926	2-5-1	1983	5-4-1
1927	4-4-1	1984	3-5-1
1928	8-1	1985	3-6
1929	9-0-1	1986	5-3-1
1930	7-3	1987	2-7
1931	3-5-3	1988	2-7
1932	7-2-1	1989	6-4
1933	10-1	1990	1-8-1
1934	8-2	1991	0-9
1935	6-3	1992	5-4
1936	8-2	1993	4-6
1937	6-4	1994	6-4
1938	4-6	1995	10-1
1939	8-0-1	1996	10-1
1940	7-1	1997	7-3
1941	8-0	1998	8-3
1942	6-3-1	1999	8-3
1947	2-8	2000	10-1
1948	2-7	2001	8-3
1949	3-6	2002	11-1
1950	2-6-1	2003	8-3
1969	2-4	2004	7-3
1970	4-3-1	2005	7-3
1971	4-4	2006	7-3
1972	7-1	2007	6-4
		<b>Overall</b>	<b>168-116-3 29 Seasons</b>

The Duquesne program changed from its original varsity status to club in 1969 before moving back to varsity status (D-III) in 1978. The overall record reflects wins-losses-ties from 1979 onward.

## Quick Facts

### General Information

Location:	Pittsburgh, PA
Founded:	1878
Enrollment:	10,000
Nickname:	Dukes
Colors:	Red and Blue
President:	Dr. Charles J. Dougherty
Faculty Representative:	Dr. Paula Turcoy
Athletic Director:	Greg Amodio
SWA:	Sherene Lemonias
Home Field/Capacity:	Rooney Field/4,500
Athletic Phone:	(412) 396-6565

### Football Information

Head Coach:	Jerry Schmitt
Overall Record/Years:	48-31/8 years
Record at UA/Years:	20-10/3 years
Inaugural Football Season:	1891
2007 Record:	6-4
NEC Record/Place:	N/A
Offensive System:	Multiple
Defensive System:	4-3
Off. Starters Returning/Lost:	6/5
Def. Starters Returning/Lost:	5/6
Football Office Phone:	(412) 396-5374

### Sports Information

Sports Information Director:	Dave Saba
SID Phone:	(412) 396-5861
SID Fax Line:	(412) 396-6210
SID Cell:	(412) 225-5317
SID e-mail Address:	saba@duq.edu
Press Box Phone:	(412) 396-5370
Athletic Hotline Phone:	N/A
Website Address:	GoDuquesne.com

### Coaching Staff

Asst. Head Coach/O-Line:	Mike Silianoff
Def. Coordinator/Secondary:	Joe Bernard
Defensive Line:	Chuck Froehlich
Linebackers:	Harry Carter
Defensive Backs:	Bill Hurley
Quarterbacks:	Niel Loebig
Running Backs:	Terry Russell
Receivers:	Dave Loya
Tight Ends:	Jon Tekac
Dir. of Operations/Recruiting:	John Rosato
Conditioning/Equipment:	Ryan Esdale

## Depth Chart

### Offense

<b>SE</b>	<b>80</b>	<b>ALEX ROBERSON (Sr., 6-3, 205)</b>
	2	Michael Rasky (Jr., 6-2, 185)
<b>LT</b>	<b>69</b>	<b>J.T. STEFANIK (Sr., 6-5, 270)</b>
	75	Cameron Downey (Fr., 6-3, 280)
<b>LG</b>	<b>74</b>	<b>STEVE KUHNS (Jr., 6-3, 315)</b>
	67	Jim Sabia (Fr., 6-5, 295)
<b>C</b>	<b>66</b>	<b>MARCELOUS JONES (So., 6-0, 270)</b>
	79	Eric Warning (Fr., 6-3, 260)
<b>RG</b>	<b>77</b>	<b>RON DUNN (Fr., 6-5, 300)</b>
	70	Demetric Braxton (Jr., 6-2, 290)
<b>RT</b>	<b>63</b>	<b>MATT KIKTA (Jr., 6-4, 280)</b>
	78	Adedotun Akintoye (Jr., 6-2, 290)
<b>TE</b>	<b>84</b>	<b>SEAN BUNEVICH (Jr., 6-4, 230)</b>
	46	Brian Layhue (Fr., 6-4, 240)
<b>FL</b>	<b>8</b>	<b>CONRAD CARTER (Sr., 6-2, 210)</b>
	17	Todd Gilcrist (So., 6-1, 185)
<b>FB</b>	<b>34</b>	<b>JOE D'ORSIE (Jr., 6-0, 250) -or-</b>
	<b>30</b>	<b>MAREK LAPINSKI (So., 6-1, 220)</b>
<b>RB</b>	<b>31</b>	<b>CLEO WILLIAMS (Jr., 5-11, 200)</b>
	25	Brian Smoot (Jr., 5-10, 205)
<b>QB</b>	<b>7</b>	<b>KEVIN ROMBACH (Jr., 6-1, 205)</b>
	10	Connor Dixon (So., 6-4, 200)

### Special Teams

<b>PK</b>	<b>32</b>	<b>MARK TROYAN (Sr., 5-9, 195)</b>
	98	Brendan Small (Jr., 6-3, 190)
<b>P</b>	<b>38</b>	<b>MIKE NYPAVER (Jr., 6-0, 190)</b>
	48	Josh Brisk (Fr., 5-10, 190)

### Defense

<b>DE</b>	<b>55</b>	<b>MYKOL GARDINER (Jr., 6-3, 255)</b>
	92	Chais Pinesett (Fr., 6-1, 240)
<b>NT</b>	<b>97</b>	<b>RONNIE GARVIN (Sr., 6-0, 295)</b>
	73	Aldon Sutton (Fr., 6-1, 275)
<b>DT</b>	<b>54</b>	<b>THAIMU BANGURA (So., 6-2, 285)</b>
	99	Joshua Lott (Fr., 6-2, 235)
<b>DE</b>	<b>90</b>	<b>ALEX INDA (Fr., 6-3, 260)</b>
	94	Tyler Baker (So., 6-2, 235)
<b>WLB</b>	<b>44</b>	<b>NATHAN TOTINO (So., 5-10, 200)</b>
	5	Wiley Brown (Fr., 5-10, 190)
<b>MLB</b>	<b>21</b>	<b>GREG HOUGH (Sr., 6-1, 220)</b>
	36	Eric Halberstadt (Sr., 5-10, 220)
<b>SLB</b>	<b>41</b>	<b>ANTHONY RHOADES (Fr., 6-1, 230)</b>
	58	Brett Hampton (So., 6-1, 215)
<b>CB</b>	<b>13</b>	<b>AARON STRADER (Sr., 6-3, 200)</b>
	9	Randall Norton (Jr., 6-0, 180)
<b>FS</b>	<b>16</b>	<b>WADE POWELL (So., 5-11, 180)</b>
	43	Bill Poletti (Jr., 5-11, 200)
<b>HERO</b>	<b>3</b>	<b>WILLIE MILHOUSE (So., 5-11, 210)</b>
	26	Christopher Oliver (Fr., 6-0, 185)
<b>CB</b>	<b>24</b>	<b>AARON FITZPATRICK (Fr., 6-1, 185)</b>
	23	Cortez Newsome (So., 5-10, 185)

<b>KR</b>	<b>31</b>	<b>CLEO WILLIAMS (Jr., 5-11, 200)</b>
	3	Willie Milhouse (So., 5-11, 210)
<b>PR</b>	<b>31</b>	<b>CLEO WILLIAMS (Jr., 5-11, 200)</b>
	2	Michael Rasky (Jr., 6-2, 185)


No.	Name	Yr.	Pos.	Ht.	Wt.	Hometown/Previous School
1	Matt Queen	Jr.	WR	6-3	205	Cheverly, MD/Eleanor Roosevelt
2	Michael Rasky	Jr.	WR	6-2	185	Irwin, PA/Penn-Trafford
3	Willie Milhouse	So.	DB	5-11	210	Waldorf, MD/Thomas Stone
4	Akeem Moore	Fr.	WR	6-2	185	Pittsburgh, PA/Brentwood
5	Wiley Brown	Fr.	LB	5-10	190	Waldorf, MD/Fork Union (VA)
6	Sean Patterson	Fr.	QB	6-2	205	Toledo, OH/St. John's Jesuit
7	Kevin Rombach	Jr.	QB	6-1	205	Harrisburg, PA/Central Dauphin
8	Conrad Carter	Sr.	WR	6-2	210	Clinton, MD/Archbishop Carroll
9	Randall Norton	Jr.	DB	6-0	180	Reisterstown, MD/McDonogh School
10	Connor Dixon	So.	QB	6-4	200	South Park, PA/South Park
11	Jon Blessingame	Fr.	DB	6-0	185	Plainsboro, NJ/W. Windsor-Plainsboro
12	Jay Spinks	So.	WR	5-9	180	Lanham, MD/Eleanor Roosevelt
13	Aaron Strader	Sr.	DB	6-3	200	Pittsburgh, PA/Westinghouse
14	PJ Horne	So.	QB	6-1	190	New Castle, PA/Neshannock
15	Ashton Burno	Fr.	LB	6-2	225	Harrisburg, PA/Susquehanna Twp.
16	Wade Powell	So.	DB	5-11	180	Mitchelville, MD/CH Flowers
17	Todd Gilcrist	So.	WR	6-1	185	Harrisburg, PA/Central Dauphin
18	Dorian Lane	Fr.	DB	6-2	175	Braddock Hills, PA/Woodland Hills
19	Josh Kurz	Sr.	WR	6-1	180	Delmont, PA/Franklin Regional
20	Carl Kambui	So.	DB	5-10	190	Greenbelt, MD/Eleanor Roosevelt
21	Greg Hough	Sr.	LB	6-1	220	Gibsonia, PA/Pine-Richland
22	Chidozie Oparanozie	Fr.	RB	6-0	235	Pittsburgh, PA/Linsley School (WV)
23	Cortez Newsome	So.	DB	5-10	185	District Heights, MD/Suitland
24	Aaron Fitzpatrick	Fr.	DB	6-1	185	Erie, PA/McDowell
25	Brian Smoot	Jr.	RB	5-10	205	Harrisburg, PA/Harrisburg
26	Christopher Oliver	Fr.	DB	6-0	185	Washington, D.C./Calvin Coolidge
27	John McDonald	So.	DB	6-1	170	Upper Marlboro, MD/Eleanor Roosevelt
28	Larry McCoy	Fr.	RB/LB	5-11	215	Wytheville, VA/George Wythe
29	Derron Copeland	Fr.	RB	5-9	170	Tallahassee, FL/Florida
30	Marek Lapinski	So.	FB	6-1	220	Pittsburgh, Pa/North Allegheny
31	Cleodis Williams	Jr.	RB	5-11	200	Carlisle, PA/Carlisle
32	Mark Troyan	Sr.	PK	5-9	195	Ford City, PA/Ford City
33	Josh Hodges	Fr.	LB	5-11	190	Royal Palm Beach, FL/Royal Palm Beach
34	Joe D'Orsie	Jr.	FB	6-0	250	Dallastown, PA/Dallastown Area
36	Eric Halberstadt	Sr.	LB	5-10	220	Lansdale, PA/North Penn
38	Mike Nypaver	Jr.	P	6-0	190	Allison Park, PA/North Allegheny
39	Tyler Scruggs	So.	LB/RB	6-2	235	South Park, PA/South Park
40	Bill Bair	Fr.	RB	5-11	205	Valencia, PA/Mars Area
41	Anthony Rhoades	Fr.	LB	6-1	230	Oxford, PA/W. Philadelphia Catholic
42	Geno Lodovico	So.	FB	5-10	225	Murrysville, PA/Franklin Regional
43	Bill Poletti	Jr.	DB	5-11	200	Carnegie, PA/Chartiers Valley
44	Nathan Totino	So.	LB	5-10	200	Pittsburgh, PA/Seton-La Salle
45	Anthony Poletti	Fr.	DB	6-1	180	Carnegie, PA/Chartiers Valley
46	Brian Layhue	Fr.	TE	6-4	240	Belle Vernon, PA/Belle Vernon
47	Zach Richert	Fr.	DB	6-1	190	Gibsonia, PA/Pine-Richland
48	Josh Brisk	Fr.	P	5-10	190	Plantation, FL/American Heritage
49	Rob Giles	Jr.	DB	5-10	180	Imperial, PA/West Allegheny
50	Anthony Chase	So.	LB	5-11	220	Germantown, MD/Seneca Valley
51	David Glunt	Fr.	LB	6-2	230	Duncansville, PA/Hollidaysburg Area
53	Sammy Trump	Fr.	DE	6-1	195	Berkeley Springs, WV/Berkeley Springs
54	Thaimu Bangura	So.	DL	6-2	285	Lanham, MD/Eleanor Roosevelt
55	Mykol Gardiner	Jr.	DL	6-3	255	Cleveland, OH/Benedictine
56	Mike Winsko	Fr.	DL	6-3	245	Gibsonia, PA/Pine-Richland
58	Brett Hampton	So.	LB	6-1	215	Los Gatos, CA/Los Gatos
59	Kent Scheerer	Jr.	LB	6-1	220	Olmsted Falls, OH/Olmsted Falls
60	Brad Libis	Jr.	OL	6-1	315	Maineville, OH/Moeller
63	Matt Kikta	Jr.	OL	6-4	280	Upper St. Clair, PA/Upper St. Clair
66	Marcelous Jones	So.	OL	6-0	270	Langhorne, PA/Neshaminy
67	Jim Sabia	Fr.	OL	6-5	295	Dunmore, PA/Dunmore
68	Andrew Kashatus	Jr.	OL	6-6	320	Hazelton, PA/Hazelton
69	J.T. Stefanik	Sr.	OL	6-5	270	Uniontown, PA/Laurel Highlands
70	Demetric Braxton	Jr.	OL	6-2	290	Erie, PA/McDowell
71	Jamaal Thomas	Fr.	DL	6-1	250	Upper Marlboro, MD/CH Flowers
72	Mike Passodelis	Fr.	OL	6-3	250	Allison Park, PA/No. Allegheny
73	Aldon Sutton	Fr.	DT	6-1	275	Brentwood, MD/Eleanor Roosevelt
74	Steve Kuhns	Jr.	OL	6-3	315	Lafayette, NY/Christian Brothers
75	Cameron Downey	Fr.	OL	6-3	280	Dallas, TX/Jesuit College Prep
76	Duncan Falk	Fr.	OL	6-5	250	Pittsburgh, PA/North Hills
77	Ron Dunn	Fr.	OL	6-5	300	Abington, MA/Milford (NY) Acad.
78	Adedotun Akintoye	Jr.	OL	6-2	290	Hatfield, PA/North Penn
79	Eric Warning	Fr.	OL	6-3	260	Monroeville, PA/Gateway
80	Alex Roberson	Sr.	WR	6-3	205	Waynesboro, GA/Curtis Baptist

# Duquesne

## 2008 Roster




81	Joe Cangilla	Fr.	WR	6-2	185	Allison Park, PA/Hampton
82	Charlie Leventry	Fr.	PK	6-3	180	Johnstown, PA/Richland
83	Isaac Spragg	Fr.	WR	6-1	190	Westfield, VA/Valley Forge (PA)
84	Sean Bunevich	Jr.	TE	6-4	230	North Ridgeville, OH/North Ridgeville
85	Brandon Davis	Fr.	WR	6-2	170	Wytheville, VA/George Wythe
86	Andrew Rossi	Jr.	WR	5-9	175	Turtle Creek, PA/Central Catholic
87	Khiry Carter	Fr.	WR	5-11	185	Philadelphia, PA/W. Philadelphia Catholic
88	Brooks Roorback	Fr.	WR	6-1	170	Beaver Falls, PA/Blackhawk
89	Henry Bing	Fr.	WR	6-3	190	Lanham, MD/Eleanor Roosevelt
90	Alex Inda	Fr.	DL	6-3	260	San Fernando, CA/St. Genevieve
92	Chais Pinesett	Fr.	DL	6-1	240	Newport Beach, CA/Mater Dei
94	Tyler Baker	So.	DL	6-2	235	Palmyra, PA/Palmyra
95	Matthew Glose	Fr.	TE/LB	6-2	210	Lakeview, NY/St. Francis
97	Ronnie Garvin	Sr.	DL	6-0	295	Aiken, SC/Aiken
98	Brendan Small	Jr.	PK	6-3	190	Columbia, MD/Loyola Blakefield
99	Joshua Lott	Fr.	DE	6-2	235	Warren, OH/Howland



**Nathan Totino**  
Sophomore LB

# Jerry Schmitt Biography



Jerry Schmitt, who played an important role in the development of the Duquesne football program as an assistant from 1985-87 and again from 1992-99, is in his fourth season as head coach of the Dukes.

The Pittsburgh native, who returned to the DU campus after spending five years as head coach at his alma mater, Westminster College, in New Wilmington, Pa., wasted no time putting his mark on the program by leading the Dukes to three consecutive

Metro Atlantic Athletic Conference Football League championships and earning Anaconda Sports/MAAC Coach of the Year two times in his first three seasons as head coach.

In 2008, Schmitt will lead Duquesne's transition as a scholarship-granting associate member of the Northeast Conference.

In Schmitt's first season, the Dukes posted a 7-3 record (4-0 in the MAAC) against the most challenging I-AA mid-major schedule a Duquesne team ever faced and finished with a No. 3 national ranking in The Sports Network I-AA Mid-Major Top 10. The 2005 Dukes finished ranked No. 1 nationally in I-AA total defense, rushing defense and pass efficiency defense.

In his second season, Schmitt again led DU to a 7-3 record (3-1 in the MAAC) and eighth consecutive MAAC championship as the Dukes finished ranked sixth in The Sports Network I-AA Mid-Major Top 10. The 2006 Dukes ranked second nationally in passing offense and 15th in total offense.

Last year, Duquesne won a share of its ninth consecutive MAAC title in posting a 6-4 overall record.

Winning titles at Duquesne is nothing new to Schmitt, who helped the Dukes to their first three MAAC championships in 1995, 1996 & 1999 and the school's first Eastern College Athletic Conference (ECAC) Bowl game in 1996, during his 11 years as an assistant.

The 47-year-old Pittsburgh native, who served under three different head coaches in Terry Russell (1985-87), Dan McCann (1992) and Greg Gattuso (1993-99), was the offensive coordinator for his last seven seasons at DU, during which time the Dukes posted a 53-21 record, won three titles and saw 16 different offensive players named First Team All-MAAC. He was promoted to assistant head coach by Gattuso prior to the 1994 season. Schmitt accepted the head coaching position at Westminster in March of 2000.

While at Westminster, Schmitt posted a 28-21 record in overseeing the Titans' transition from NCAA Division II to the Division III level. He led Westminster to an 8-2 mark including a perfect 5-0 record against teams from the Presidents' Athletic Conference (PAC) in 2000. After a rebuilding campaign in 2001, Westminster continued to make strides under Schmitt's leadership in 2002, as the Titans finished 6-4 overall (4-1 in league play) and placed second in their first season of eligibility for the PAC title. In 2003, Westminster overcame a challenging non-conference schedule against scholarship teams to contend for the conference title in the final week of the season. In 2004, the Titans rallied from an 0-2 start to post wins in five of their last eight games.

Schmitt's offenses set five single-game records and produced four of the seven 1,000-yard rushers in school history. Forty-four of his players earned All-Conference honors in the three years his players were eligible for post-season recognition.

Prior to his first stop at Duquesne, Schmitt established himself at the high school level in western Pennsylvania.

A 1983 Westminster graduate, Schmitt was a three-year letterman and two-year starter on the offensive line under head coach Joe Fusco, leading the Titans to an undefeated regular season as a senior in 1981. Schmitt is married to Paula with one son, Matthew Jake.

# Head Coach

**Overall Record:** 48-31/8 years  
**DUQ Record:** 20-10/3 years



**Alma Mater:**  
Westminster '83

# Jerry Schmitt

## HEAD COACHING EXPERIENCE:

- 2005- Duquesne University, Pittsburgh, PA
  - Won 7th, 8th and 9th consecutive MAAC title under his tutelage.
  - In 2005 finished with a No. 3 national ranking in The Sports Network I-AA Mid-Major Top 10.
  - Also in 2005, ranked No. 1 nationally in I-AA total defense, rushing defense and pass efficiency defense.
  - The 2006 Dukes finished ranked sixth in The Sports Network I-AA Mid-Major Top 10.
  - The 2006 Dukes ranked second nationally in passing offense and 15th in total offense.
  - Earned Anaconda Sports/MAAC Coach of the Year two times in his first three seasons as head coach (2005 and 2006).
  - Named DUQ's 19th head coach in 78 years on March 21, 2005.
- 2000-04 Westminster College, New Wilmington, PA
  - Posted a 28-21 record in overseeing the Titans' transition from NCAA Division II to the Division III level.
  - In 2000, Westminster finished with an 8-2 mark including a perfect 5-0 record against teams from the Presidents' Athletic Conference (PAC).
  - Placed second in their first season of eligibility for the PAC title in 2002.

## ASSISTANT COACHING EXPERIENCE:

- 1994-99 Duquesne University, Pittsburgh, PA
  - Assistant Coach/Offensive Coordinator
- 1992-93 Duquesne University, Pittsburgh, PA
  - Offensive Coordinator
- 1990-91 South Fayette High School, McDonald, PA
  - Head Coach
- 1989 Bethel Park High School, Bethel Park, PA
  - Offensive and Defensive line coach
- 1988 Avonworth High School, Pittsburgh, PA
  - Offensive and Defensive line coach
- 1985-87 Duquesne University, Pittsburgh, PA
  - Assistant Coach
- 1983-83 West Allegheny High School, Imperial, PA
  - Defensive line coach and JV Head Coach

### Jerry Schmitt at Duquesne

Year	Overall	MAAC
2005	7-3	4-0
2006	7-3	3-1
2007	6-4	3-1
<b>Total</b>	<b>20-10</b>	<b>10-2</b>


## EDUCATION:

- Westminster College, New Wilmington, PA
  - Bachelor's degree, 1983

## PERSONAL:

- Wife - Paula; one son - Matthew Jake

# Arthur J. Rooney Athletic Field Pittsburgh, PA



2007 Record: 6-4, T-1st MAAC

# Duquesne

## 2007 Statistics



RUSHING	G	Att	Gain	Loss	Net	Avg	TD	Long	Avg/G
Hough, Greg	10	191	831	30	801	4.2	5	45	80.1
Rombach, Kevin	9	61	246	141	105	1.7	1	22	11.7
Smoot, Brian	7	28	111	7	104	3.7	1	18	14.9
Void, Dennis	3	20	73	7	66	3.3	1	12	22.0
Roberson, Alex	9	1	15	0	15	15.0	0	15	1.7
Bell, Victor	8	3	9	1	8	2.7	0	5	1.0
Lapinski, Marek	9	4	8	1	7	1.8	1	4	0.8
Kruger, Nate	4	7	8	1	7	1.0	0	3	1.8
Norton, Randall	9	2	8	5	3	1.5	0	8	0.3
Knapp, Scott	5	8	27	27	0	0.0	0	13	0.0
TEAM	4	2	0	2	-2	-1.0	0	0	-0.5
Total.....	10	327	1336	222	1114	3.4	9	45	111.4
Opponents.....	10	396	1755	315	1440	3.6	9	61	144.0

PASSING	G	Effic	Cmp-Att-Int	Pt	Yds	TD	Lng	Avg/G
Rombach, Kevin	9	149.46	177-290-6	61.0	2410	20	85	267.8
Knapp, Scott	5	129.68	29-63-1	46.0	494	4	72	98.8
Norton, Randall	9	180.00	3-4-0	75.0	50	0	26	5.6
Total.....	10	146.31	209-357-7	58.5	2954	24	85	295.4
Opponents.....	10	123.25	146-267-8	54.7	1702	17	71	170.2

RECEIVING	G	No.	Yds	Avg	TD	Long	Avg/G
Hocker, Bruce	10	54	668	12.4	9	52	66.8
Roberson, Alex	9	34	686	20.2	3	85	76.2
Carter, Conrad	10	33	401	12.2	3	49	40.1
Rasky, Michael	10	31	488	15.7	6	72	48.8
Hough, Greg	10	18	210	11.7	0	23	21.0
Bunevich, Sean	7	14	295	21.1	2	63	42.1
Gitter, Calvin	9	7	62	8.9	0	25	6.9
Gilcrist, Todd	8	3	38	12.7	0	26	4.8
Kurz, Josh	4	3	28	9.3	0	16	7.0
Rombach, Kevin	9	3	7	2.3	0	5	0.8
Millhouse, W.	6	2	27	13.5	0	18	4.5
D'Orsie, Joe	9	2	16	8.0	0	8	1.8
Void, Dennis	3	2	12	6.0	0	7	4.0
Spinks, Jay	6	1	7	7.0	0	7	1.2
Lapinski, Marek	9	1	6	6.0	0	6	0.7
Quinn, Casey	9	1	3	3.0	1	3	0.3
Total.....	10	209	2954	14.1	24	85	295.4
Opponents.....	10	146	1702	11.7	17	71	170.2

SCORING	TD	PATs		Rush	Rcv	Pass	DXP	Saf	Points
		FGs	Kick						
Troyan, Mark	0	12-13	29-33	0/0	0	0/0	0	0	65
Hocker, Bruce	9	0/0	0/0	0/0	0	0/0	0	0	54
Rasky, Michael	6	0/0	0/0	0/0	0	0/0	0	0	36
Hough, Greg	5	0/0	0/0	0/0	0	0/0	0	0	30
Carter, Conrad	3	0/0	0/0	0/0	0	0/0	0	0	18
Roberson, Alex	3	0/0	0/0	0/0	0	0/0	0	0	18
Bunevich, Sean	2	0/0	0/0	0/0	0	0/0	0	0	12
Lapinski, Marek	1	0/0	0/0	0/0	0	0/0	0	0	6
Void, Dennis	1	0/0	0/0	0/0	0	0/0	0	0	6
Quinn, Casey	1	0/0	0/0	0/0	0	0/0	0	0	6
Smoot, Brian	1	0/0	0/0	0/0	0	0/0	0	0	6
Gardiner, Mykol	1	0/0	0/0	0/0	0	0/0	0	0	6
Rombach, Kevin	1	0/0	0/0	0/0	0	0-1	0	0	6
Total.....	34	12-13	29-33	0/0	0	0-1	0	0	269
Opponents.....	28	4-7	26-27	0/0	0	0-1	1	0	208

FIELD GOALS	FGM-FGA	Pt	01-19	20-29	30-39	40-49	50-99	Lg	Blk
Troyan, Mark	12-13	92.3	0/0	6/6	0-1	0/0	3/9	0	0

PUNT RETURNS	No.	Yds	Avg	TD	Long
Poletti, Bill	18	120	6.7	0	22
Herron, Darrell	3	14	4.7	0	12
Rasky, Michael	3	37	12.3	0	22
Nypaver, Mike	1	1	1.0	0	1
Wade, Dionte	1	0	0.0	0	0
Spinks, Jay	1	0	0.0	0	0
Total.....	27	172	6.4	0	22
Opponents.....	18	160	8.9	1	24

KICK RETURNS	No.	Yds	Avg	TD	Long
Millhouse, W.	17	387	22.8	0	53
Powell, Wade	7	118	16.9	0	30
Poletti, Bill	4	67	16.8	0	28
Hough, Greg	3	15	5.0	0	7
Wade, Dionte	2	52	26.0	0	30
Gardiner, Mykol	1	0	0.0	0	0
Newsome, Cortez	1	0	0.0	0	0
Total.....	35	639	18.3	0	53
Opponents.....	50	903	18.1	0	54

PUNTING	No.	Yds	Avg	Long	TB	FC	TD	Blkd
Kovalick, Dave	51	2088	40.9	67	8	1	13	1
TEAM	3	0	0.0	0	0	0	0	1
Totino, Nathan	0	0	0.0	0	0	0	0	1
Total.....	54	2088	38.7	67	8	1	13	3
Opponents.....	65	2444	37.6	68	4	15	17	0

DEFENSIVE LEADERS	GP	UT	Tackles		ForLoss	No-Yards	Int-Yds	BrUp	QBH	Rcv-Yds	FF	Kick	Saf
			AT	Total									
Thomas, Derron	10	47	59	106	8.0-34	1.5-13	.	4	.	1-0	2	.	.
Totino, Nathan	10	50	43	93	1.5-3	.	.	2	.	1-0	.	.	.
Decker, Travis	10	23	35	58	11.0-76	4.5-54	.	1	.	2-0	1	.	.
Simmons, John	7	30	25	55	4.5-10	0.5-4	.	1	.	.	2	.	.
Garvin, Ronnie	10	28	22	50	2.5-3	.	.	.	1	.	1	.	.
Mulbah, Paul	10	34	15	49	2.5-7	.	2-7	3	.	1-0	.	.	.
Levine, Lou	10	20	23	43	4.5-30	3.5-27	.	.	.	.	3	.	.
Gardiner, Mykol	10	17	25	42	11.0-62	7.5-56	.	.	2	1-3	.	.	.
Halberstadt, E.	9	21	21	42	6.5-19	1.0-6	.	2	.	3-18	.	.	.
Strader, Aaron	9	26	12	38	1.5-3	.	4-2	7	.	.	.	.	.
Bangura, Thaimu	10	7	12	19	2.5-10	1.5-9	.	1	1	.	.	.	.
Guthrie, John	9	10	9	19	1.0-8	.	.	.	.	.	1	.	.
Millhouse, W.	6	9	9	18	.	.	.	2	.	.	.	.	.
Poletti, Bill	10	11	4	15	.	.	.	.	.	.	1	.	.
Powell, Wade	10	5	8	13	.	.	.	.	.	0-72	.	.	.
Norton, Randall	9	10	2	12	1.0-4	.	2-13	1	.	.	.	.	.
Wade, Dionte	10	8	4	12	1.0-1	.	.	.	.	.	.	.	.
Newsome, Cortez	8	5	1	6	1.0-1	.	.	.	.	.	.	.	.
Kambui, Carl	9	3	3	6	.	.	.	.	.	.	.	.	.
Coliazzi, Tony	2	4	1	5	.	.	.	.	.	.	.	.	.
Bell, Victor	8	1	3	4	.	.	.	.	.	.	.	.	.
Hough, Greg	10	.	3	3	.	.	.	.	.	.	.	.	.
Knight, Jason	9	2	1	3	.	.	.	.	.	.	.	.	.
Copeland, Derron	1	2	.	2	.	.	.	1	.	.	.	.	.
Rasky, Michael	10	1	1	2	.	.	.	.	.	.	.	.	.
Gitter, Calvin	9	1	1	2	.	.	.	.	.	.	1	.	.
Chase, Anthony	5	.	1	1	.	.	.	.	.	.	.	.	.
Herron, Darrell	6	.	1	1	.	.	.	.	.	.	.	.	.
Knapp, Scott	5	1	.	1	.	.	.	.	.	.	.	.	.
McDonald, John	3	1	.	1	.	.	.	.	.	.	.	.	.
D'Orsie, Joe	9	.	.	.	.	.	.	.	.	1-0	.	.	.
Carter, Conrad	10	.	.	.	.	.	.	.	1	.	.	.	.
Total.....	10	377	344	721	60-271	20-169	8-22	27	5	10-93	12	.	.
Opponents.....	10	-	-	-	-	28-167	7-66	54	11	11-36	10	6	.

INTERCEPTIONS	No.	Yds	Avg	TD	Long
Strader, Aaron	4	2	0.5	0	2
Norton, Randall	2	13	6.5	0	19
Mulbah, Paul	2	7	3.5	0	7
Total.....	8	22	2.8	0	19
Opponents.....	7	66	9.4	1	32

TEAM STATISTICS	RMU	OPP	TEAM STATISTICS	RMU	OPP
SCORING	269	208	INT RETURNS: #-YDS	8-22	7-66
Points Per Game	26.9	20.8	KICK RETURN AVERAGE	18.3	18.1
FIRST DOWNS	192	156	PUNT RETURN AVERAGE	6.4	8.9
Rushing	59	72	INT RETURN AVERAGE	2.8	9.4
Passing	121	69	FUMBLES-LOST	17-11	22-10
Penalty	12	15	PENALTIES-YARDS	82-707	68-724
RUSHING YARDAGE	1114	1440	Average Per Game	70.7	72.4
Yards gained rushing	1336	1755	PUNTS-YARDS	54-2088	65-2444
Yards lost rushing	222	315	Average Per Punt	38.7	37.6
Rushing Attempts	327	396	Net punt average	32.7	33.7
Average Per Rush	3.4	3.6	TIME OF POSSESSION/GM	29:57	29:21
Average Per Game	111.4	144.0	3RD-DOWN CONV.	71/154	44/146
TDs Rushing	9	9	3rd-Down Pct	46%	30%
PASSING YARDAGE	2954	1702	4TH-DOWN CONV.	5/12	12/20
Att-Comp-Int	357-209-7	267-146-8	4th-Down Pct	42%	60%
Average Per Pass	8.3	6.4	SACKS BY-YARDS	20-169	28-167
Average Per Catch	14.1	11.7	MISC YARDS	0	0
Average Per Game	295.4	170.2	TOUCHDOWNS SCORED	34	28
TDs Passing	24	17	FIELD GOALS-ATTEMPTS	12-13	4-7
TOTAL OFFENSE	4068	3142	ON-SIDE KICKS-0-1	0-0	
Total Plays	684	663	RED-ZONE SCORES	34-38 89%	16-24 67%
Average Per Play	5.9	4.7	RED-ZONE TOUCHDOWNS	22-38 58%	12-24 50%
Average Per Game	406.8	314.2	PAT-ATTEMPTS 29-33	88%	26-27 96%
KICK RETURNS: #-YDS	35-639	50-903	ATTENDANCE	8416	18175
PUNT RETURNS: #-YDS	27-172	18-160	Games/Avg Per Game	4/2104	6/3029
			Neutral Site Games		0/0



## Record Book

Rushing Attempts	Record	Opponent	Date
Game: Bill Green	46	Iona	1995
Season: Mike Hilliard	306		2003
Career: Donte Small	843		1998-01
Team Game:	NA		
Team Season:	NA		

Rushing Yards	Record	Opponent	Date
Game: Mike Hilliard	323	La Salle	2003
Season: Mike Hilliard	1,544		2003
Career: Donte Small	4,260		1998-01
Team Game:	N/A		
Team Season:	N/A		

Rushing TDs	Record	Opponent	Date
Game: Mike Hilliard	5	La Salle	2003
Longest: Sean McDonough	88	Bethany	1988
Season: Mike Hilliard	15		2003
Career: Pedro Bowman	41		1981-84

Receptions	Record	Opponent	Date
Game: Jeremy Conley	13	Lafayette	2002
Season: Jeremy Conley	72		2002
Gerald Foster	72		1999
Career: Joe Rosato	159		1994-97
Team Game:	N/A		
Team Season:	N/A		

Receiving Yards	Record	Opponent	Date
Game: Jeremy Conley	245	Dayton	2002
Season: Gerald Foster	1,340		1999
Career: Jeremy Conley	2,696		1998-02
Team Game:	N/A		
Team Season:	N/A		

Receiving TDs	Record	Opponent	Date
Game: Michael Warfield	4	Fordham	2004
Reggie Harris	4	Iona	2000
Reggie Harris	4	Siena	1999
Longest: Jeremy Conley	95	Siena	1998
Season: Bruce Hocker	16		2006
Reggie Harris	16		2000
Career: Reggie Harris	34		1997-00
Team Season:	N/A		

Passing Attempts	Record	Opponent	Date
Game: Niel Loebig	61	Fordham	2004
Season: Niel Loebig	362		2002
Career: Niel Loebig	1,316		2001-04
Team Season:	N/A		

Completions	Record	Opponent	Date
Game: Scott Knapp	35	Fordham	2006
Season: Scott Knapp	209		2006
Career: Niel Loebig	705		2001-04
Team Season:	N/A		

Touchdown Passes	Record	Opponent	Date
Game: Niel Loebig	5	Morehead St.	2004
Niel Loebig	5	Fordham	2004
Niel Loebig	5	Iona	2002
Tony Zimmerman	5	Marist	2000
Longest: Tony Zimmerman	95	Siena	1998
Season: Niel Loebig	29		2002
Career: Niel Loebig	103		2001-04
Team Season:	N/A		

Passing Yardage	Record	Opponent	Date
Game: Tony Zimmerman	438	Iona	2000
Season: Niel Loebig	3,086		2003
Career: Niel Loebig	10,254		2001-04
Team Game:	N/A		
Team Season:	N/A		

Touchdowns	Record	Opponent	Date
Game:	N/A		
Season:	N/A		
Career: Pedro Bowman	46		1981-84

Points	Record	Opponent	Date
Game: Mike Hilliard	30	La Salle	2003
Season: Reggie Harris	98		2000
Career: Pedro Bowman	278		1981-84
Team Game:	N/A		
Team Season:	N/A		

All-Purpose Yards	Record	Opponent	Date
Game: Josh Rue	409	Canisius	2001
Season: Donte Small	1,895		1999
Career: Donte Small	5,992		1998-01

Total Yards	Record	Opponent	Date
Team Game:	N/A		
Team Season:	N/A		

Extra Points	Record	Opponent	Date
Game: Mark Troyan	8	La Salle	2005
John Harris	8	La Salle	2004
Earl Bellisario	8	St. John's	2002
Earl Bellisario	8	Canisius	2000
Orlando Bellisario	8	Canisius	1999
Season: Earl Bellisario	44		2002
Orlando Bellisario	44		1999
Career: Earl Bellisario	102		2000-02
Team Game:	N/A		
Team Season:	N/A		

Field Goals	Record	Opponent	Date
Game: Mark Troyan	3	Robert Morris	2005
Orlando Bellisario	3	Lafayette	1999
Brian Vautier	3	Bucknell	1997
Kris Bergman	3	Wagner	1995
Kris Bergman	3	Iona	1995
Doug McAuley	3	Bethany	1988
Doug McAuley	3	Geneva	1986
Longest: Doug McAuley	47	Mercyhurst	1988
Season: Mark Troyan	10		2006
Mark Troyan	10		2005
Doug McAuley	10		1986
Career: Doug McAuley	23		1986-88
Team Game:	NA		
Team Season:	NA		

Kickoff Return Yards	Record	Opponent	Date
Longest: Joe Rosato	100	Robert Morris	1995

Punt Return Yards	Record	Opponent	Date
Longest: Bryan Cornell	57	Marist	1994

Punts	Record	Opponent	Date
Longest: Joe Maker	73	St. Peter's	2000

Interceptions	Record	Opponent	Date
Game: Leigh Bodden	3	Iona	2002
Kevin Thompson	3	Canisius	1999
Mike Civitello	3	Canisius	1994
Longest: Greg Hough	98	La Salle	2006
Season: Leigh Bodden	9		2001
Leigh Bodden	9		2000
Career: Leigh Bodden	28		1999-02

Tackles	Record	Opponent	Date
Game:	N/A		
Season: Vinnie Vaccarello	159		1986
Career: Vinnie Vaccarello	440		1985-88



# Monmouth Hawks

2007 Record: 4-6, 3-3 NEC  
2007 NEC Finish: T-3rd



## Dave Sinisi

With the 2006 NEC Rookie of the Year award under his belt, **Sinisi** enjoyed a sophomore season like no other in Monmouth's history. His 1,184 rushing yards and 1,787 all-purpose running yards stand alone as single-season program records. The junior tailback eclipsed the previous marks set by Chris Reed in 1998. Factoring in 293 yards receiving and 310 yards amassed on kick returns, Sinisi averaged the nation's ninth-highest all-purpose output (178.7 ypg).

## Hawks to Watch

### Offensive Focus

**John Nalbhone**

Sr., TE, 6-4, 260

Lawrenceville, NJ/Lawrence

*2008 Preseason All-NEC... Three-time All-NEC postseason selection... captured 2007 first team all-league honors after earning a spot on the second team in each of the prior two seasons.*

Nalbhone is one of seven Monmouth starters that will be expending a fifth year of eligibility in 2008. The accomplished tight end couples pass-catching skills with an ability to block. A 2007 first team all-league choice, the 6'4", 260-pound Nalbhone led all NEC tight ends with 22 receptions for 252 yards and three touchdowns. In addition to run blocking for all-NEC tailback Dave Sinisi, Nalbhone, a reliable target, may become quarterback Brett Burke's favorite option now that wide out Adam San Miguel has graduated. They don't come more reliable than Nalbhone who has started each of Monmouth's 32 games over the past three seasons.

### Defensive Focus

**Ayo Falae**

Sr., CB, 6-0, 200

Newark, NJ/Barringer

*2008 Preseason All-NEC... 2007 All-NEC Second Team... named a defensive co-captain for 2008.*

Falae has started every game in each of the past two seasons in becoming one of the NEC's top defensive backs. The fifth-year senior adds to the continuity of a defense that returns 10 players. His play-making ability should pay dividends for a Hawks' defense that looks to cut down on the 360-plus yards and 25 points it allowed per game in 2007. Falae's 37 solo tackles were a team high. In addition to 49 total stops, Falae broke up 11 passes, two of which were interceptions.

## Outlook/Notes

Monmouth, the runner-up in the 2008 NEC preseason poll, hopes its vast experience across the board will help the Hawks climb back to the perch it held atop the NEC in 2006.

Head coaching veteran Kevin Callahan returns one of the league's more experienced squads, which features numerous fifth-year seniors at key positions. One of those veterans will start under center in the form of 2007 all-NEC first teamer Brett Burke. Taking over the starting reigns last season, Burke smoothly administered the NEC's top-ranked passing attack. Fellow fifth-year senior Nick LoCastro will protect Burke's blindside after surrendering only one sack in that spot last season. His all-NEC colleague Jon Dunn is gone, but preseason all-conference guard Shawn Wright is a proven commodity, having started in all of the Hawks' games en route to second team all-league accolades.

In all, 10 of 11 starters return for new offensive coordinator Scott Van Zile. Associate head coach/defensive coordinator Andy Bobik also returns ten men to his unit, two of which are senior preseason all-NEC picks (CB Ayo Falae, DL Kevin Walsh).

Taking one from Albany head coach Bob Ford's playbook, Callahan will put the Hawks through a tough non-conference test before they travel to Robert Morris for their NEC opener, a game that has been circled on MU's calendar since RMU spoiled the Hawks' 2007 home opener. First, Monmouth will have the task of playing Rhode Island on the road before welcoming Maine and Coastal Carolina to Kessler Field.

➤ Monmouth has produced first team all-NEC offensive linemen in each of the past five seasons. **Nick LoCastro** and **Shawn Wright** can make it six in a row if they live up to their preseason billing. LoCastro and Jon Dunn took home first team honors last season. Former center John Castoro was 2005 first teamer, while Dan Iskra (2004) and Jeff Gallo (2003) provided the Hawks with first team representation.

➤ Senior tailback **Dave Sinisi's** 30 career rushing touchdowns tie him with Chris Reed for the program's all-time mark. A scoring machine, Sinisi previously owned the nation's longest touchdown streak by finding the end zone in 20 consecutive games before Albany held him scoreless on Nov. 10, 2007.

➤ The Hawks will miss the services of all-NEC wide receiver Adam San Miguel, who set the all-time program record for receptions (194). San Miguel surpassed the 150 balls caught by current Dallas Cowboy receiver Miles Austin.

➤ Senior **Brett Burke** is the second Monmouth quarterback in as many years to garner all-NEC first team honors. Filling the void left when 2006 first team selection Brian Boland graduated, Burke led the league in passing yards (1,957), attempts (296), completions (191) and completion percentage (64.5). His precise and accurate arm yielded 19.10 completions per game, which places him 20th amongst all DI FCS passers.

2008 schedule

Date	Opponent	Result
8/30	at Rhode Island	1:00 pm
9/6	Maine	1:00 pm
9/13	Coastal Carolina	1:00 pm
9/20	at Bryant	1:00 pm
9/27	<b>at Robert Morris</b>	1:00 pm
10/4	<b>Saint Francis (PA)</b>	1:00 pm
10/11	<b>at Wagner</b>	1:00 pm
10/25	<b>Central Conn. St.</b>	1:00 pm
11/1	<b>at Albany</b>	1:00 pm
11/8	<b>Sacred Heart</b>	1:00 pm
11/15	<b>at Duquesne</b>	1:00 pm

NEC Games in **Bold**

2007 results

Date	Opponent	Time
9/1	at Maine	L, 21-14
9/8	<b>Robert Morris</b>	<b>L, 20-17</b>
9/22	at Stony Brook	L, 21-15
9/29	at No. 12 Delaware	L, 42-7
10/6	<b>at Sacred Heart</b>	<b>W, 49-8</b>
10/13	<b>Wagner</b>	<b>L, 45-16</b>
10/27	<b>at Central Conn. St.</b>	<b>W, 51-36</b>
11/3	<b>at St. Francis (PA)</b>	<b>W, 47-17</b>
11/10	<b>Albany</b>	<b>L, 21-3</b>
11/17	Duquesne	W, 31-20

NEC Games in **Bold**

all-time records



Monmouth vs. the NEC

Opponent	Record
Albany	4-6
CCSU	9-5
Duquesne	1-1
Robert Morris	6-7
Sacred Heart	9-4
St. Francis (PA)	13-2
Wagner	8-7

SINCE JOINING THE NEC

Year	Record	NEC
1996	7-3	3-1
1997	5-4	3-1
1998	5-5	4-1
1999	2-8	2-5
2000	5-6	4-4
2001	7-3	5-2
2002	2-8	2-5
2003	10-2	6-1
2004	10-1	6-1
2005	6-4	4-3
2006	10-2	6-1
2007	4-6	3-3

**Overall Record:** 89-62  
**NEC Record:** 48-28

Quick Facts

General Information

Location: West Long Branch, NJ  
 Founded: 1933  
 Enrollment: 4,501  
 Nickname: Hawks  
 Colors: Midnight Blue and White  
 President: Vice Admiral Paul G. Gaffney II  
 Faculty Representative: Dr. David Paul  
 Athletic Director: Dr. Marilyn McNeil  
 SWA: Martha Judge  
 Home Field/Capacity: Kessler Field/4,600  
 Athletic Phone: (732) 571-3415

Football Information

Head Coach: Kevin Callahan  
 Overall Record/Years: 89-62/15  
 Record at MU/Years: 89-62/15  
 Inaugural Football Season: 1993  
 2007 Record: 4-6  
 NEC Record/Place: 3-3/T-3rd  
 Offensive System: Multiple  
 Defensive System: 4-3  
 Off. Starters Returning/Lost: 9/2  
 Def. Starters Returning/Lost: 10/1  
 Football Office Phone: (732) 263-5179

Sports Information

Sports Information Director: Chris Tobin  
 SID Phone: (732) 571-4447  
 SID Fax Line: (732) 571-3535  
 SID Home Phone: (908) 309-2893  
 SID e-mail Address: ctobin@monmouth.edu  
 Assistant SID (contact): Greg Viscomi  
 Assistant SID e-mail: gviscomi@monmouth.edu  
 Press Box Phone: (732) 571-4400  
 Athletic Hotline Phone: (732) 571-HAWK  
 Website Address: GoMUhawks.com

Coaching Staff

Assoc. Head Coach/Def. Coor.: Andy Bobik  
 Offensive Coordinator/QBs: Scott Van Zile  
 Wide Receivers: Terence Archer  
 Running Backs: Chris Damian  
 Linebackers: Jeremy Edwards  
 Offensive Lineman: Brian Gabriel  
 Dir. Football Operations/TE: Jeff Gallo  
 Defensive Lineman: Matt O'Connor  
 Defensive Backs: Larry Zdilla  
 Athletic Trainer: Doug Padron  
 Equipment Manager: Greg Decos

Depth Chart

Offense

**SE 44 TROY YUDIN (So., 6-1, 180.)**  
 87 Steve Dowens (5-Sr., 6-1, 190)  
**LT 77 NICK LoCASTRO (5-Sr., 6-6, 295)**  
 70 Alex Iachetta (So., 6-4, 255)  
**LG 76 JOE HURLEY (Jr., 6-4, 320)**  
 71 Derek Rosinski (Jr., 6-6, 300)  
**C 63 ANDREW MUSICK (Sr., 6-2, 280)**  
 67 Jim Sullivan (So., 6-3, 280)  
**RG 55 SHAWN WRIGHT (Jr., 6-2, 275)**  
 64 Joe Stodolak III (Sr., 6-4, 300)  
**RT 74 KEVIN STERLING (Sr., 6-4, 285)**  
 72 Nick Bibbo (Jr., 6-4, 280)  
**TE 16 JOHN NALBONE (5-Sr., 6-4, 260)**  
 80 Mike Roeder (So., 6-2, 220)  
**QB 11 BRETT BURKE (5-Sr., 5-11, 185)**  
 8 Ryan Folsom (Jr., 6-2, 190)  
**FB 5 MARION EASLEY (Sr., 6-1, 230)**  
 32 Mike D'Urso (Jr., 5-7, 190)  
**HB 30 DAVE SINISI (Sr., 5-9, 180)**  
 34 Bobby Giles (Jr., 5-10, 180)  
**FL 31 CHRIS KILEY (5-Sr., 5-10, 175)**  
 19 Nick Romeo (Jr., 6-0, 185)

Special Teams

**PK 35 FRED WEINGART (5-Sr., 6-1, 170)**  
 39 Eric McCutcheon (So., 5-10, 200)  
**P 43 JACK DANIELS (So., 6-1, 185)**  
 7 Kenny Amsel (Jr., 5-10, 185)

Defense

**DE 91 DAVE OGDEN (So., 6-2, 240)**  
 90 Austin Krugler (Fr., 6-3, 230)  
**DT 97 KEVIN WALSH (Sr., 6-3, 270)**  
 93 Garrett Culloo (So., 6-2, 230)  
**DE 73 DAVID KENNEDY (Sr., 6-0, 265)**  
 53 Troy Butler (Sr., 6-3, 220)  
**OLB 56 TJ CERESO (5-Sr., 6-0, 225)**  
 92 Brian Brikowski (So., 6-4, 230)  
**ILB 58 JEFF BRADY (Jr., 6-2, 230)**  
 57 Joe Cella (Jr., 6-1, 220)  
**ILB 52 NICK BONTURI (Fr., 6-3, 215)**  
 59 Chris Mastrangelo (So., 6-0, 215)  
**OLB 99 JOE VALENTI (So., 6-2, 205)**  
 50 Tyler Burnett (Sr., 6-0, 225)  
**CB 7 KENNY AMSEL (Jr., 5-10, 185)**  
 6 Mike Avent (So., 5-9, 180)  
**FS 28 JOSE GUMBS (So., 5-11, 195) -or-**  
**10 SHAQUAN VIRGIL (So., 6-0, 190)**  
**SS 33 JON STOLARZ (Jr., 6-1, 195)**  
 24 Bobby Cole (Jr., 5-11, 190 )  
**CB 1 AYO FALAE (5-Sr., 6-0, 200)**  
 4 Marcus Shell (5-Sr., 6-0, 200)

**KR 30 DAVE SINISI (Sr., 5-9, 180) -and-**  
**6 MIKE AVENT (So., 5-9, 180)**  
**PR 19 NICK ROMEO (Jr., 6-0, 185)**  
 31 Chris Kiley (5-Sr., 5-10, 175)

No.	Name	Pos.	Ht.	Wt.	Yr.	Hometown/Previous School
1	Ayo Falae	5-Sr.	DB	6-0	200	Newark, NJ/Barringer
2	Andrew Mandeville	Jr.	QB	5-8	180	Hazlet, NJ/Raritan
3	Joe Arneth	Jr.	DB	6-0	190	Jackson, NJ/Jackson Memorial
4	Marcus Shell	5-Sr.	DB	6-0	200	Westhampton, NJ/Rancocas Valley
5	Marion Easley	Sr.	FB	6-1	230	Somerville, NJ/Somerville
6	Michel Avent	So.	DB	5-9	180	Upper Marlboro, MD/Eleanor Roosevelt
7	Kenny Amsel	Jr.	DB	5-10	185	Demarest, NJ/Northern Valley
8	Ryan Folsom	Jr.	QB	6-2	190	Somerdale, NJ/Triton Regional
9	Jack Daniels	Jr.	P	6-1	185	Franklin Lakes, NJ/Don Bosco Prep
10	Shaquan Virgil	So.	DB	6-0	190	Bordentown, NJ/Florence Twp.
11	Brett Burke	5-Sr.	QB	5-11	185	Wall, NJ/Wall
12	Kendall Haley	So.	DB	6-0	190	Olney, MD/Good Counsel
13	L.J. Caprio	Jr.	RB	5-10	200	North Caldwell, NJ/West Essex
14	Kyle Frazier	Fr.	QB	6-3	210	Gaithersburg, MD/Damascus
16	John Nalbhone	5-Sr.	TE	6-4	260	Lawrenceville, NJ/Lawrence
17	Rodney Salomon	Sr.	WR	6-4	220	Marlboro, NJ/Marlboro
19	Nick Romeo	Jr.	WR	6-0	185	Wayne, NJ/Wayne Hills
20	Bilial Sloan El	Fr.	RB	5-8	180	Pennsauken, NJ/Roman Catholic
21	Jay Robinson	Sr.	DB	5-9	190	Camden, NJ/Woodrow Wilson
22	Brandon Wood	Jr.	WR	6-0	185	Villas, NJ/Lower Cape May Regional
23	Brian Robinson	5-Sr.	DB	5-8	180	East Brunswick, NJ/East Brunswick
24	Bobby Cole	Jr.	DB	5-11	190	Jackson, NJ/Jackson Memorial
25	Mike Bizzaro	Fr.	RB	5-11	200	Whippany, NJ/Whippany Park
26	David Presby	Fr.	WR	6-0	205	Manalapan, NJ/Manalapan
28	Jose Gumbs	So.	DB	5-11	195	Queens, NY/Hebron Academy
29	Dan Burke	Fr.	K	5-10	175	Brick, NJ/Brick Memorial
30	David Sinski	Sr.	RB	5-9	180	Cedar Grove, NJ/Cedar Grove
31	Chris Kiley	5-Sr.	WR	5-10	175	Point Pleasant, NJ/Point Boro
32	Mike D'Urso	Jr.	RB	5-7	190	Fairfield, NJ/West Essex
33	Jon Stolarz	Jr.	DB	6-1	195	Andover, NJ/Hopatcong
34	Bobby Giles	Jr.	RB	5-10	180	Burlington Twp, NJ/Burlington Twp.
35	Fred Weingart	5-Sr.	K	6-1	170	New Egypt, NJ/New Egypt
36	TJ Batton	Jr.	LB	5-10	205	Sparta, NJ/Sparta
37	Tucker Karl	Fr.	DB	6-0	185	Centerville, VA/Westfield
39	Eric McCutchen	So.	P	5-10	200	Edison, NJ/J.P. Stevens
41	Jake DelVento	Fr.	K	5-11	180	Toms River, NJ/TR South
42	Terry Paul	So.	WR	6-2	205	Long Branch, NJ/Long Branch
43	Eric Cirino	Fr.	DB	5-8	180	Jersey City, NJ/St. Peter's Prep
44	Troy Yudin	So.	WR	6-1	180	Stevenson Ranch, CA/William Hart
45	Sal Crivellaro	Sr.	DB	5-10	205	Easton, PA/Bethlehem Catholic
46	Dorian Evans	Fr.	DB	6-0	180	Erial, NJ/Timber Creek
47	Chris Garcia	Fr.	FB	6-1	220	Belle Mead, NJ/Montgomery
48	Ricky Burd	So.	TE	6-3	200	Dumont, NJ/Dumont
49	Mike Fullam	So.	LB	6-4	210	Wayne, NJ/Wayne Hills
50	Tyler Burnett	Sr.	LB	6-0	225	Manahawkin, NJ/Southern
51	Jon Rogers	Fr.	LB	6-1	215	Barnegat, NJ/Barnegat
52	Nick Bonturi	Fr.	LB	6-3	215	Clarksburg, MD/Damascus
53	Troy Butler	Sr.	DL	6-0	220	Pennsauken, NJ/Woodrow Wilson
54	Matt Sterner	Sr.	LB	6-2	215	Bethlehem, PA/Liberty
55	Shawn Wright	Jr.	OL	6-2	275	Fort Washington, MD/DeMatha
56	T.J. Cerezo	5-Sr.	LB	6-0	225	Stanhope, NJ/Lenape Valley
57	Joe Cella	Jr.	LB	6-1	220	Jackson, NJ/Jackson Memorial
58	Jeff Brady	Jr.	LB	6-2	230	East Aurora, NY/St. Francis
59	Chris Mastrangelo	So.	LB	6-0	215	Randolph, NJ/Randolph
63	Andrew Musick	Sr.	OL	6-2	280	Ewing, NJ/Ewing
64	Joe Stodolak III	Sr.	OL	6-4	300	Roselle Park, NJ/Roselle Park
65	Josh Pack	Fr.	DL	6-1	240	Berwyn, PA/Conestoga
66	Mike Murphy	Fr.	OL	6-4	260	Toms River, NJ/TR East
67	Jim Sullivan	So.	OL	6-3	280	Manasquan, NJ/Manasquan
68	Jonathan Blaydes	Jr.	OL	6-5	285	Barnegat, NJ/Southern Regional
70	Alex Iachetta	So.	OL	6-4	255	Spring Lake Heights, NJ/Manasquan
71	Derek Rosinski	Jr.	OL	6-6	300	Tonawanda, NY/Tonawanda
72	Nick Bibbo	Jr.	OL	6-4	280	Freehold, NJ/Colts Neck
73	David Kennedy	Sr.	DL	6-0	265	Fort Lee, NJ/Paterson Catholic
74	Kevin Sterling	Sr.	OL	6-4	285	Marlton, NJ/Cherokee
75	Jeremy Baltimore	Fr.	DL	6-3	225	Orange, NJ/Orange
76	Joe Hurley	Jr.	OL	6-4	320	Medford Lakes, NJ/Shawnee
77	Nick LoCastro	5-Sr.	OL	6-6	295	Wenonah, NJ/Gateway Regional
78	Chris Mejia	Fr.	OL	6-2	260	Rutherford, NJ/Rutherford
79	Dino Molina	Fr.	OL	6-3	300	Gaithersburg, MD/Damascus
80	Mike Roeder	So.	TE	6-2	220	Marlton, NJ/Cherokee
82	Tyler George	Fr.	TE	6-3	220	Berkley Heights, NJ/Gov. Livingston

# Monmouth




## 2008 Roster

83	Alex Laipple	So.	WR	6-2	200	Moon Twp., PA/Moon
84	Ron Lauch	Sr.	WR	6-5	205	Wall, NJ/Wall
85	Chris Luma	Fr.	TE	6-4	215	Edison, NJ/Bishop Ahr
86	Ibrahim Fall	Fr.	WR	6-3	200	Staten Island, NY/Moore Catholic
87	Steve Dowens	5-Sr.	WR	6-1	190	Red Bank, NJ/Middletown South
88	Vic Pasquariello	Fr.	WR	5-11	170	Nutley, NJ/Nutley
89	Josh Vallejos	Fr.	WR	6-0	190	Springfield, VA/West Springfield
90	Austin Kugler	Fr.	DL	6-3	230	Toms River, NJ/TR North
91	Dave Ogden	So.	DL	6-2	240	Wayne, NJ/Wayne Hills
92	Brian Brikowski	So.	DL	6-4	230	Freehold, NJ/Freehold Twp.
93	Garrett Culloo	So.	DL	6-2	230	Ocean, NJ/Ocean
94	James Reid	Fr.	DL	6-2	235	Salisbury, MD/Stephen Decatur
95	Mike Pranulis	Fr.	DL	6-4	285	Naugatuck, CT/Trinity-Pawling
96	Jeff King	Jr.	DL	6-1	305	Hazlet, NJ/Raritan
97	Kevin Walsh	Sr.	DL	6-3	270	Mt. Laurel, NJ/Lenape
99	Joe Valenti	So.	LB	6-2	205	Bayonne, NJ/St. Peter's Prep



**Chris Kiley**  
Senior WR

# Kevin Callahan Biography



The only head coach in the history of football at Monmouth, Kevin Callahan has developed a winning tradition in West Long Branch.

Beginning his 16th season at the helm of the Hawks, Callahan has amassed an 89-62 record and his teams have captured Northeast Conference titles in five of the 12 seasons the league has sponsored football. The Hawks have been rated among the top 10 in I-AA non-scholarship football in seven of the last 12 seasons and in 2004 won their first-ever I-AA Mid-Major National Championship. Along the way, Monmouth has been ranked among the top 20 in total offense on two occasions and in total defense five times. Meanwhile, numerous players have earned

conference, regional and national honors.

In 2006, Callahan led the Hawks to their first ever outright Northeast Conference Championship, their third in four years. Monmouth finished the season going 10-2 overall and 6-1 in conference play earning a bid to play in the first ever Gridiron Classic, which was held at Kessler Field. The Blue & White defense finished first in Division I-AA in scoring defense, allowing just 12.67 points per game. Three players from the championship team were named 2006 Sports Network Mid-Major All-Americans. Callahan, himself, earned his third NEC Coach of the Year award, as the Hawks placed 11 players on the All-Conference teams.

Callahan's squads also excelled in 2003 and 2004. In 2004, the Hawks won their first-ever I-AA Mid-Major National Championship as they were awarded The Sports Network Cup following a 10-1 campaign. The 2004 season also brought MU their second consecutive NEC title and the fourth in the program's history with a 6-1 mark in league action.

In 1998, Callahan was first recognized for his coaching excellence as he was tabbed the NEC Coach of the Year after leading the Hawks to their second NEC championship in three years. The team established over 30 new school records that season and featured one of the top offenses and defenses in Division I-AA.

Prior to accepting the head coaching position at Monmouth in August of 1992, Callahan served as assistant coach at Colgate University for eight seasons.

Callahan coached 11 All-Patriot League players as the Raiders' defensive coordinator and his unit ranked amongst the nation's leaders in rushing yards per game (1987) and total defense (1990).

Callahan groomed his defensive coordinating skills at Wagner College from 1981 to 1983. During his three seasons with the Seahawks, Callahan served as defensive coordinator, linebackers coach and recruiting coordinator. In his each of three seasons at the Staten Island school, the Seahawks were ranked in the top 10 in Division III each of his three seasons.

In 1980, Callahan served as an assistant coach under Frank Maloney at Syracuse University. He served as the assistant offensive backfield coach for the Orangemen.

A native of Elmira, N.Y., Callahan began his coaching career as a graduate assistant for three seasons at the University at Albany from 1977 to 1979. In 1977 he served as the Great Danes' offensive backfield coach as they advanced to the semifinals of the Division III playoffs. In 1978 and 1979, Callahan served as outside linebackers coach.

Callahan was a two-year standout on the playing field at the University of Rochester. He roamed the Yellowjackets' defensive backfield from 1975 to 1976. As a senior, Callahan earned Associated Press Little All-America and ECAC All-East honors. He graduated with a bachelor's degree in history from Rochester in 1977.

# Head Coach

**Overall Record:** 89-62/15 years  
**MU Record:** 89-62/15 years



**Alma Mater:**  
U. of Rochester '77

# Kevin Callahan

## HEAD COACHING EXPERIENCE:

- 1992- Monmouth University, West Long Branch, NJ
  - Won Monmouth's fifth NEC title in 2006 and represented NEC in Gridiron Classic.
  - Guided Hawks to #2 ranking in final Sports Network Mid-Major poll in 2006.
  - School's first and only head football coach - 85-56 in 14 years.
  - Named NEC Coach of the Year in 1998, 2003 and 2006.
  - After 2-5 first year, guided Hawks to four straight winning seasons, including three straight seven-win campaigns.
  - Led 1996, 1998, 2003, 2004 teams to a share of NEC Championship.
  - 2004 Sports Network Mid-Major National Champions.
  - 2003 team ended the season as the fourth ranked team in *Don Hansen's Football Gazette* Non-Scholarship I-AA poll.
  - 2003 team concluded the season as the #3 ranked team in the *Sports Network* I-AA Mid-Major poll.
  - 1995 club finished as fifth rated team in *Don Hansen's Football Gazette* Non-Scholarship I-AA poll.

## ASSISTANT COACHING EXPERIENCE:

- 1984-92 Colgate University, Hamilton, NY
  - Assistant Head Coach (1991); Defensive Coordinator, Linebackers, Recruiting Coordinator.
  - Coached 11 all-Patriot League players.
- 1981-84 Wagner College, Staten Island, NY
  - Defensive and Recruiting Coordinator, Linebackers coach.
  - Team went 25-4-2 and was ranked in Division III Top 10 in each of his three years.
- 1980 Syracuse University, Syracuse, NY
  - Worked as assistant offensive backfield coach.
- 1977-80 University at Albany, Albany, NY
  - Handled offensive backfield and outside linebackers.

## PLAYING EXPERIENCE:

- 1973-76 University of Rochester, Rochester, NY
  - Defensive back; honorable-mention AP Little All-American and ECAC All-East pick.

## EDUCATION:

- University of Rochester
  - Bachelor of Arts, 1977, History

## PERSONAL:

- Wife - Ann Marie; two children - Kevin and Julia
- Born February 18, 1955.

### Kevin Callahan at Monmouth

Year	Overall	NEC
1993	2-5	
1994	7-2	
1995	7-3	
1996	7-3	3-1
1997	5-4	3-1
1998	5-5	4-1
1999	2-8	2-5
2000	5-6	4-4
2001	7-3	5-2
2002	2-8	2-5
2003	10-2	6-1
2004	10-1	6-1
2005	6-4	4-3
2006	10-2	6-1
2007	4-6	3-3
<b>Totals</b>	<b>89-62</b>	<b>48-28</b>



**Kessler Field**  
West Long Branch, NJ

2007 Record: 4-6, 3-3 NEC

# Monmouth

## 2007 Statistics



RUSHING	G	Att	Gain	Loss	Net	Avg	TD	Long	Avg/G
GILES, Bobby	10	50	253	7	246	4.9	0	21	24.6
KILEY, Chris	10	15	82	4	78	5.2	0	33	7.8
EASLEY, Marion	10	10	50	1	49	4.9	1	17	4.9
FOLSOM, Ryan	5	4	43	0	43	10.8	0	22	8.6
SKORUPKA, Ryan	7	12	38	0	38	3.2	1	6	5.4
SAN MIGUEL, A.	10	5	25	0	25	5.0	0	9	2.5
YUDIN, Troy	10	2	9	6	3	1.5	0	9	0.3
ROMEO, Nick	9	1	1	0	1	1.0	0	1	0.1
MANDEVILLE, A.	1	1	0	4	-4	-4.0	0	0	-4.0
BURKE, Brett	10	63	139	171	-32	-0.5	0	32	-3.2
TEAM	7	8	0	61	-61	-7.6	0	0	-8.7
Total.....	10	377	1849	279	1570	4.2	19	99	157.0
Opponents.....	10	410	2163	246	1917	4.7	17	75	191.7

PASSING	G	Effic	Cmp-Att-Int	Pct	Yds	TD	Lng	Avg/G
BURKE, Brett	10	127.16	191-296-6	64.5	1957	10	58	195.7
FOLSOM, Ryan	5	97.31	6-11-0	54.5	56	0	13	11.2
MANDEVILLE, A.	1	172.24	5-5-0	100.0	43	0	20	43.0
SINISI, David	10	526.60	2-2-0	100.0	23	2	20	2.3
WEINGART, Fred	10	-200.00	0-1-1	0.0	0	0	0	0.0
KILEY, Chris	10	0.00	0-1-0	0.0	0	0	0	0.0
Total.....	10	127.92	204-316-7	64.6	2079	12	58	207.9
Opponents.....	10	122.48	133-244-12	54.5	1710	14	87	171.0

RECEIVING	G	No.	Yds	Avg	TD	Long	Avg/G
SAN MIGUEL, A.	10	49	546	11.1	4	58	54.6
YUDIN, Troy	10	33	350	10.6	0	38	35.0
SINISI, David	10	29	293	10.1	2	46	29.3
DOWENS, Steve	10	27	336	12.4	1	38	33.6
KILEY, Chris	10	25	177	7.1	0	20	17.7
NALBONE, John	10	22	252	11.5	3	32	25.2
GILES, Bobby	10	6	50	8.3	0	17	5.0
EASLEY, Marion	10	5	15	3.0	0	9	1.5
LAUCH, Ron	5	3	24	8.0	1	9	4.8
ROMEO, Nick	9	3	20	6.7	0	13	2.2
HAHN, Kevin	8	2	16	8.0	1	9	2.0
Total.....	10	204	2079	10.2	12	58	207.9
Opponents.....	10	133	1710	12.9	14	87	171.0

SCORING	TD	FGs	Kick	Rush	Rcv	Pass	DXP	Saf	Points
SINISI, David	19	0-0	0-0	0-0	0	0-0	0	0	114
WEINGART, Fred	0	8-13	28-29	0-0	0	0-0	0	0	52
SAN MIGUEL, A.	4	0-0	0-0	0-0	0	0-0	0	0	24
NALBONE, John	3	0-0	0-0	0-0	0	0-0	0	0	18
HAHN, Kevin	1	0-0	0-0	0-0	0	0-0	0	0	6
LAUCH, Ron	1	0-0	0-0	0-0	0	0-0	0	0	6
AMSEL, Ken	1	0-0	0-0	0-0	0	0-0	0	0	6
FALAE, Ayo	1	0-0	0-0	0-0	0	0-0	0	0	6
SKORUPKA, Ryan	1	0-0	0-0	0-0	0	0-0	0	0	6
EASLEY, Marion	1	0-0	0-0	0-0	0	0-0	0	0	6
DOWENS, Steve	1	0-0	0-0	0-0	0	0-0	0	0	6
MILLER, Matt	0	0-1	0-0	0-0	0	0-0	0	0	0
BURKE, Brett	0	0-0	0-0	0-2	0	0-1	0	0	0
BRADY, Jeff	0	0-0	0-0	0-1	0	0-0	0	0	0
WALSH, Kevin	0	0-0	0-0	0-0	0	0-0	0	0	0
Total.....	33	8-14	28-29	0-3	0	0-1	0	0	250
Opponents.....	33	6-8	29-31	1-2	0	0-0	0	2	251

FIELD GOALS	FGM-FGA	Pct	01-19	20-29	30-39	40-49	50-99	Lg	Blk
WEINGART, Fred	8-13	61.5	0-0	0-1	6-8	2-4	0-0	42	0
MILLER, Matt	0-1	0.0	0-0	0-0	0-1	0-0	0-0	0	0

PUNT RETURNS	No.	Yds	Avg	TD	Long
SAN MIGUEL, A.	13	83	6.4	0	35
ROMEO, Nick	2	-2	-1.0	0	1
BISCHOFF, Derek	1	14	14.0	0	0
FALAE, Ayo	0	14	0.0	1	14
Total.....	16	109	6.8	1	35
Opponents.....	15	124	8.3	1	50

KICK RETURNS	No.	Yds	Avg	TD	Long
SINISI, David	11	310	28.2	0	66
ROBINSON, Brian	11	204	18.5	0	38
AVENT, Michael	9	214	23.8	0	44
COLE, Bobby	3	52	17.3	0	23
KILEY, Chris	2	34	17.0	0	19
CEREZO, T.J.	2	9	4.5	0	7
FALAE, Ayo	1	23	23.0	0	23
LARKIN, Tom	1	-1	-1.0	0	0
NALBONE, John	1	8	8.0	0	8
Total.....	41	853	20.8	0	66
Opponents.....	47	979	20.8	0	69

PUNTING	No.	Yds	Avg	Long	TB	FC	I20	Blkd
DANIELS, Jack	51	1746	34.2	49	0	12	14	1
TEAM	2	3	1.5	3	0	0	0	1
Total.....	53	1749	33.0	49	0	12	14	2
Opponents.....	48	1797	37.4	69	5	4	10	1

INTERCEPTIONS	No.	Yds	Avg	TD	Long
FALAE, Ayo	2	29	14.5	0	29
BISCHOFF, Derek	2	37	18.5	0	28
CEREZO, T.J.	2	11	5.5	0	10
WALSH, Kevin	1	31	31.0	0	31
CELLA, Joe	1	61	61.0	0	61
REED, Chris	1	9	9.0	0	9
BURNETT, Tyler	1	7	7.0	0	7
AMSEL, Ken	1	32	32.0	1	32
Total.....	12	217	18.1	1	61
Opponents.....	7	151	21.6	1	78

DEFENSIVE LEADERS	GP	UT	AT	Total	ForLoss	No-Yards	Int-Yds	BrUp	QBH	Fumbles	Blkd
BISCHOFF, Derek	10	32	24	56	2.0-3	.	2-37	1	.	1-0	.
CELLA, Joe	10	23	26	49	4.0-21	0.5-4	1-61	1	.	1-0	.
FALAE, Ayo	10	37	12	49	4.5-8	.	2-29	11	1	.	.
STERNER, Matt	7	23	20	43	0.5-2	.	.	.	.	1-0	.
WALSH, Kevin	10	13	26	39	10.0-43	3.0-17	1-31	1	.	.	2
STOLARZ, Jon	8	18	20	38	1.5-5	.	.	2	.	.	.
REED, Chris	10	17	20	37	7.0-14	1.0-2	1-9	2	.	.	1
CEREZO, T.J.	10	16	20	36	4.5-27	1.5-8	2-11	3	3	.	.
BURNETT, Tyler	10	15	20	35	1.5-3	.	1-7	1	.	.	.
COLE, Bobby	10	18	11	29	.	.	1-0	2	.	.	.
LAFONTANT, P.	8	21	6	27	3.5-7	.	.	1	.	1-0	1
LARKIN, Tom	9	10	17	27	2.0-6	1.0-5	.	1	1	1-0	.
FONTI, Vinny	10	9	17	26	3.5-13	3.0-12	.	.	.	2-0	.
KENNEDY, David	10	12	12	24	6.0-26	3.5-22	.	1	1	.	1
ROBINSON, Brian	7	19	4	23	1.0-1	.	.	1	.	.	.
AMSEL, Ken	10	18	4	22	.	.	1-32	1	.	.	.
BRADY, Jeff	8	8	14	22	2.0-7	1.0-4	.	.	.	1-0	.
HUDSON, Larry	7	10	9	19	2.5-6	.	.	.	.	1-0	.
VALENTI, Joe	7	4	11	15	0.5-1	.	.	1	.	.	.
BUTLER, Troy	9	6	7	13	4.0-22	3.5-21	.	.	.	1-0	.
HALEY, Kendall	7	5	3	8	.	.	.	.	.	.	.
BISCHOFF, Bryan	9	4	4	8	.	.	.	.	.	.	.
CULLOO, Garrett	6	4	2	6	2.0-13	1.0-12	.	.	.	1	.
KING, Jeff	8	2	3	5	0.5-1	.	.	.	.	.	.
TEAM	7	5	.	5	1.0-2	.	.	.	.	.	.
AVENT, Michael	7	1	3	4	.	.	.	.	.	.	.
DOWENS, Steve	10	4	.	4	.	.	.	.	.	.	.
DANIELS, Jack	10	3	1	4	.	.	.	.	.	.	.
GILES, Bobby	10	2	2	4	1.0-22	.	.	.	.	.	.
OGDEN, Dave	8	2	1	3	.	.	.	.	.	.	.
SHELL, Marcus	4	.	3	3	.	.	.	.	.	.	.
KILEY, Chris	10	2	.	2	.	.	.	.	.	.	.
WRIGHT, Shawn	10	1	.	1	.	.	.	.	.	.	.
NALBONE, John	10	1	.	1	.	.	.	.	.	.	.
TIRPACK, Chad	3	1	.	1	.	.	.	.	.	.	.
ROBINSON, Jay	2	1	.	1	.	.	.	.	.	.	.
HALLADAY, Josh	1	1	.	1	.	.	.	.	.	.	.
SINISI, David	10	1	.	1	.	.	.	.	.	1-0	.
SCHOLL, Steve	2	.	1	1	.	.	.	.	.	.	.
ROMEO, Nick	9	.	1	1	.	.	.	.	.	.	.
HAHN, Kevin	8	.	1	1	.	.	.	.	.	.	.
SCHNEIDER, Nick	1	1	.	1	.	.	.	.	.	.	.
HAYNES, Neal	9	.	1	1	.	.	.	.	.	.	.
SAN MIGUEL, A.	10	1	.	1	.	.	.	.	.	.	.
BRANDON, Kyle	1	1	.	1	.	.	.	.	.	.	.
Total.....	10	372	326	698	65-253	19-107	12-217	29	6	11-0	6
Opponents.....	10	.	.	.	.	19-117	7-151	41	5	4-0	7

TEAM STATISTICS	MU	OPP
SCORING	250	251
Points Per Game	25.0	25.1
FIRST DOWNS	185	183
Rushing	84	100
Passing	83	77
Penalty	18	6
RUSHING YARDAGE	1570	1917
Yards gained rushing	1849	2163
Yards lost rushing	279	246
Rushing Attempts	377	410
Average Per Rush	4.2	4.7
Average Per Game	157.0	191.7
TDs Rushing	19	17
PASSING YARDAGE	2079	1710
Att-Comp-Int	316-204-7	244-133-12
Average Per Pass	6.6	7.0
Average Per Catch	10.2	12.9
Average Per Game	207.9	171.0
TDs Passing	12	14
TOTAL OFFENSE	3649	3627
Total Plays	693	654
Average Per Play	5.3	5.5
Average Per Game	364.9	362.7
KICK RETURN: #-YDS	41-853	47-979
PUNT RETURNS: #-YDS	16-109	15-124
INT RETURNS: #-YDS	12-217	7-151
KICK RETURN AVERAGE	20.8	20.8
PUNT RETURN AVERAGE	6.8	8.3

TEAM STATISTICS	MU	OPP
INT RETURN AVERAGE	18.1	21.6
FUMBLES-LOST	14-4	16-11
PENALTIES-YARDS	65-585	58-574
Average Per Game	58.5	57.4
PUNTS-YARDS	53-1749	48-1797
Average Per Punt	33.0	37.4
Net punt average	30.7	35.1
TIME OF POSSESSION/GM	30:00	30:00
3RD-DOWN CONV.	58/146	59/141
3rd-Down Pct	40%	42%
4TH-DOWN CONV.	5/14	8/19
4th-Down Pct	36%	42%
SACKS BY-YARDS	19-107	19-117
TOUCH YARDS	0	0
TOUCHDOWNS SCORED	33	33
FIELD GOALS-ATTEMPTS	8-14	6-8
ON-SIDE KICKS	0-0	0-2
RED-ZONE SCORES	28-37 76%	23-34 68%
RED-ZONE TDs	22-37 59%	19-34 56%
PAT-ATTEMPTS	28-29 97%	29-31 94%
ATTENDANCE	12826	37788
Games/Avg Per Game	4/3206	6/6298
Neutral Site Games		0/0

# Monmouth Record Book



Rushing Attempts	Record	Opponent	Date
Game: Chris Reed	34	Dayton	9/5/98
Season: Chris Reed	208		1998
Career: Matt Merklinger	501		1998-01
Team Game: 56		LaSalle	9/12/97
Team Season: 419			1998

Rushing Yards	Record	Opponent	Date
Game: Jim Varick	228	Sacred Heart	10/29/94
Season: Dave Sinisi	1,184		2007
Career: Chris Reed	2,239		1994-95, 97-98
Team Game: 417		LaSalle	9/20/97
Team Season: 1,919			1998

Rushing TDs	Record	Opponent	Date
Game: Chris Reed	5	LaSalle	10/3/98
Season: Dave Sinisi	5	Cent. Conn. St.	10/27/07
Longest: Jim Varick	99 yards	Sacred Heart	10/29/94
Season: Dave Sinisi	99 yards	Sacred Heart	10/6/07
Career: Chris Reed	21		1998
Season: Chris Reed	30		1994-95, 97-98
Career: Chris Reed	30		2006-
Team Game: 6		Sacred Heart	10/31/98
Team Season: 26			1998

Receptions	Record	Opponent	Date
Game: Anthony Galella	12	Towson	9/12/98
Season: Adam San Miguel	73		2006
Career: Adam San Miguel	194		2004-07
Team Game: 31		Wagner	10/13/07
Team Season: 204			2007

Receiving Yards	Record	Opponent	Date
Game: Miles Austin	235	Sacred Heart	10/8/05
Season: Anthony Galella	1,044		1998
Career: Miles Austin	2,867		2002-05
Team Game: 418		St. Peter's	10/2/93
Team Season: 2,409			2006

Receiving TDs	Record	Opponent	Date
Game: Miles Austin	3	Wagner	10/11/03
Season: Miles Austin	3	La Salle	9/10/05
Longest: Joe Migliore	90 yards	Morgan State	9/21/02
Season: Miles Austin	11		2003, 2005
Career: Miles Austin	36		2002-05
Team Game: 5		St. Peter's	10/2/93
Team Season: 17			1995

Passing Attempts	Record	Opponent	Date
Game: Dan Sabella	54	So. Connecticut	9/7/96
Season: Brian Boland	323		2005
Career: Brian Boland	1,052		2003-06
Team Game: 54		Southern Conn.	9/7/96
Team Season: 356			1999

Completions	Record	Opponent	Date
Game: Brett Burke	31	Wagner	10/13/07
Season: Brian Boland	197		2006
Career: Brian Boland	627		2003-06
Team Game: 31		Wagner	10/13/07
Team Season: 204			2007

Touchdown Passes	Record	Opponent	Date
Game: Doug Rossback	5	St. Peter's	10/2/93
Season: Brian Boland	5	La Salle	9/10/05
Longest: Bill Rankin	90 yards	Morgan State	9/21/02
Season: Brian Boland	21		2005
Career: Brian Boland	58		2003-06
Team Game: 5		St. Peter's	10/2/93
Team Season: 18		La Salle	9/10/05
			1995

Passing Yardage	Record	Opponent	Date
Game: Doug Rossback	418	St. Peter's	10/2/93
Season: Brian Boland	2,353		2006
Career: Brian Boland	7,812		2003-06
Team Game: 418		St. Peter's	10/2/93
Team Season: 2,409			2006

Touchdowns	Record	Opponent	Date
Game: Dave Sinisi	6	Cent. Conn. St.	10/27/07
Season: Chris Reed	22		1998
Career: Matt Merklinger	35		1998-01
Chris Reed	35		1994-95, 97-98
Team Game: 8		Sacred Heart	10/31/98
Team Season: 42			1998

Points	Record	Opponent	Date
Game: Dave Sinisi	36	Cent. Conn. St.	10/27/07
Season: Chris Reed	132		1998
Career: Matt Merklinger	210		1998-01
Chris Reed	210		1994-95, 97-98
Team Game: 65		La Salle	9/10/98
Team Season: 303			1998

All-Purpose Yards	Record	Opponent	Date
Game: Chris Reed	247	Wagner	11/7/98
Season: Dave Sinisi	1,787		2007
Career: Chris Reed	3,457		1994-95, 97-98

Total Yards	Record	Opponent	Date
Team Game: 659		St. John's	9/23/95
Team Season: 4,296			1998

Extra Points	Record	Opponent	Date
Game: Fred Weigart	9	La Salle	9/10/05
Season: Steve Andriola	32		2004
Career: Steve Andriola	64		2001-04

Field Goals	Record	Opponent	Date
Game: Steve Andriola	3	Cent. Conn. St.	10/30/04
Season: Chris Mandell	3	Sacred Heart	10/30/99
Longest: Steve Andriola	49 yards	Cent. Conn. St.	11/1/03
Season: Steve Andriola	13		2003
Career: Steve Andriola	27		2001-04
Team Game: 3		Twice	
Team Season: (most recent) 13		Cent. Conn. St.	10/30/04
			2003

Kickoff Return Yards	Record	Opponent	Date
Longest: Jay Roach	93 yards	Wagner	9/8/01
Kevin Francis	93 yards	Mercyhurst	10/5/96

Punt Return Yards	Record	Opponent	Date
Longest: Kevin Faulkner	86 yards	Robert Morris	9/28/02

Punts	Record	Opponent	Date
Longest: Sean Dennis	84 yards	Cent. Conn. St.	11/1/03

Interceptions	Record	Opponent	Date
Game: David Jiles	2	La Salle	10/25/03
Season: Aaron Edwards	2	C.W. Post	10/9/99
Stacy Dixon	2 (twice)	Cent. Conn. St.	11/11/95
Longest: Aaron Edwards	92 yards	Towson	10/27/01
Season: David Jiles	5		2006
Career: Stacy Dixon	5		1995
Team Game: 13			2002-06
Team Season: 3		Three Times	
(most recent) 14		Saint Francis (PA)	11/3/07
			1994

Tackles	Record	Opponent	Date
Game: Aaron Edwards	23	Albany	11/3/01
Season: Aaron Edwards	114		2001
Career: John Schultzel	353		1997-01
Team Game: NA			
Team Season: 806			2000

Fumble Recoveries	Record	Opponent	Date
Game: 1 (numerous times)			
Season: Joe Sentipal	4		2000
Steve Covello	4		1994
Career: Steve Covello	5		1994-97
Joe Little	5		1993-96
Team Game: 4		Mercyhurst	10/7/95
Team Season: 15			1996

Sacks	Record	Opponent	Date
Game: Erik Yngstrom	4	Iona	10/4/03
Season: Joe Sentipal	15.5		2000
Career: Jason Gmitter	25.5		1994-97
Team Game: 11		St. John's	11/10/00
Team Season: 11		St. Francis (PA)	10/14/00
			2000

Outlook/Notes

Robert Morris enters its 15th season of intercollegiate football competition under the only head coach the program has ever known in Joe Walton, and the familiarity that surrounds the days in August in which another season begins is never lost on the Colonial head coach.

"I always look forward to training camp, and especially so this year," said Walton. "We had a very good freshman class last year, and I believe we have the makings of a good freshman class this year. We'll have questions marks, but the future looks very promising."

Despite welcoming just three seniors among a group of 14 returning starters in 2008, there are pieces in place that can help build the puzzle for RMU to again become a championship club.

Sophomore tailback Myles Russ was part of the strong freshmen class that impressed Walton as was preseason all-NEC punter Nick Schirtzinger. While these young players try to continue progression, senior signal caller Erik Cwalinski enters his third season as a starter.

Looking to take a step forward, Cwalinski will have to do so without his two top targets from a year ago. Wide receivers Mario Hines and Alvin Hill are gone, but the Sherrod Evers, an athletic target with good hands, is back after missing his junior season to injury.

Senior linebacker Adam Lawrence, who made 86 tackles last season, should provide some relief with the graduation of fellow linebacker and 2007 NEC Defensive Player of the Year Chad Wengert. Senior tackle Shannon Smoot, who registered eight hits for a loss, and junior end Mark Szymanski, the team leader in sacks, anchor a solid front.

➤ The Colonials have garnered 89 all-NEC selections in the first 12 years of the league. Two of their six all-league picks from a year ago are back in the form of second teamers **Nick Schirtzinger** (punter) and **Mark Szymanski** (DE).

➤ **Schirtzinger** punted 61 times as a freshman for a NEC-high average of 41.4 yards per kick. The 2007 RMU pass defense was also tops in the NEC, while linebacker Chad Wengert was second in tackling at 11.2 stops per contest.

➤ Joe Walton Stadium, completed in 2005, gives RMU one of the league's top home venues. The Colonials opened the multi-million-dollar facility on September 17, 2005 with a 49-13 victory over Butler.

➤ Legendary head coach **Joe Walton**, a three-time NEC Coach of the Year, guided the New York Jets to two playoff appearances during his six-year stint at the helm of the NFL franchise.



# Robert Morris Colonials

2007 Record: 4-6, 3-3 NEC  
2007 NEC Finish: T-3rd



## Erik Cwalinski

Cwalinski has the arm strength and physical tools to excel, but a 49.6 completion percentage in 2007 prevented the signal caller from living up to his preseason all-NEC selection. The senior quarterback will look to improve on his 183.8 yards per game passing average and 12 TDs from a year ago playing under the keen offensive mind of head coach Joe Walton.

## Colonials to Watch

### Offensive Focus

**Myles Russ**  
So., RB, 5-8, 175  
Boca Raton, FL/West Boca

*Led team in rushing in 2007.*

Russ quickly climbed up the depth chart to lead RMU's ground game during his freshman season of 2007. Carrying the ball a team-high 155 times, Russ led the team with 594 rushing yards. Earning his first start in week two at Monmouth, Russ ran for 86 yards, including 12 in the last two minutes to set up RMU's game-winning field goal. The following week he carried the ball 22 times for 89 yards and two TDs as the Colonials doubled up intra-state and NEC rival Saint Francis (PA). He went on to get the starting nod in eight of the Colonials' final nine games, and will begin 2008 atop the depth chart. Junior Raphael Johnson will likely spell Russ as head coach Joe Walton likes to rotate his running backs.

### Defensive Focus

**Mark Szymanski Jr.**, DE, 6-2, 240  
Cadogan, PA/Ford City

*2007 All-NEC Second Team... ranked 13th in the nation in sacks per game.*

After playing nine games as a freshman, Szymanski came on even stronger during his sophomore season to emerge as one of the NEC's top pass rushers. Szymanski made 13 tackles for a loss, including seven sacks in nine games, as a key component of the NEC's top-ranked pass defense. One of eight sophomores to garner all-NEC honors last season, Szymanski averaged 0.78 sacks per contest to rank 13th in DI FCS. His production should only increase under the tutelage of a two-time Super Bowl Champion position coach. Former Pittsburgh Steeler defensive end John Banaszak, who registered sacks in both Super Bowl XIII and XIV, can provide the junior with great insight.

**2008 schedule**

Date	Opponent	Result
9/6	Morehead State	1:00 pm
9/13	Bucknell	1:00 pm
9/20	at Dayton	1:00 pm
9/27	<b>Monmouth</b>	1:00 pm
10/4	<b>at Sacred Heart</b>	1:00 pm
10/11	<b>Duquesne</b>	1:00 pm
10/18	at Bryant	1:00 pm
10/25	<b>at Wagner</b>	1:00 pm
11/1	<b>Central Conn. St.</b>	1:00 pm
11/8	<b>Albany</b>	1:00 pm
11/15	<b>at Saint Francis (PA)</b>	1:00 pm

NEC Games in **Bold**

**2007 results**

Date	Opponent	Time
9/1	Dayton	L, 23-12
9/8	<b>at Monmouth</b>	<b>W, 20-17</b>
9/15	<b>St. Francis (PA)</b>	<b>W, 28-14</b>
9/22	at Morehead St.	W, 9-8
9/29	Virginia Military	L, 40-13
10/6	<b>Wagner</b>	<b>L, 20-13</b>
10/13	<b>at Central Conn. St.</b>	<b>L, 16-10</b>
10/20	at Duquesne	L, 17-14
11/3	<b>at Albany</b>	<b>L, 45-17</b>
11/10	<b>Sacred Heart</b>	<b>W, 41-31</b>

NEC Games in **Bold**

**all-time records**



**Robert Morris vs. the NEC**

Opponent	Record
Albany	4-5
CCSU	11-3
Duquesne	4-5
Monmouth	7-6
Sacred Heart	5-5
St. Francis (PA)	11-2-1
Wagner	9-5

Year	Record
1994	7-1-1
1995	6-4

**SINCE JOINING THE NEC**

Year	Record	NEC
1996	9-2	3-1
1997	8-3	4-0
1998	4-6	4-1
1999	8-2	7-0
2000	10-0	8-0
2001	6-3	6-1
2002	3-7	2-5
2003	6-4	4-3
2004	6-5	3-4
2005	2-8	1-6
2006	7-4	5-2
2007	4-6	3-3

**Overall Record:** 86-55-1  
**NEC Record:** 50-26

**Quick Facts**

**General Information**

Location: Moon Township, PA  
 Founded: 1921  
 Enrollment: 5,000  
 Nickname: Colonials  
 Colors: Blue and White with Red  
 President: Dr. Gregory G. Dell'Omo  
 Faculty Representative: Dr. Scott Branvold  
 Athletic Director: Dr. Craig Coleman  
 SWA: Addie Muti  
 Home Field/Capacity: Joe Walton Stadium/3,000  
 Athletic Phone: (412) 397-3295

**Football Information**

Head Coach: Joe Walton  
 Overall Record/Years: 86-55-1/14  
 Record at RMU/Years: 86-55-1/14  
 Inaugural Football Season: 1994  
 2007 Record: 4-6  
 NEC Record/Place: 3-3/T-3rd  
 Offensive System: Pro Style  
 Defensive System: Multiple  
 Off. Starters Returning/Lost: 7/4  
 Def. Starters Returning/Lost: 6/5  
 Football Office Phone: (412) 397-3296

**Sports Information**

Sports Information Director: Jim Duzyk  
 SID Phone: (412) 397-4314  
 SID Fax Line: (412) 397-5557  
 SID Cell Phone: (412) 498-8359  
 SID e-mail Address: duzyk@rmu.edu  
 Press Box Phone: (412) 397-8280  
 Website Address: rmucolonials.com

**Coaching Staff**

Assistant Head Coach: John Banaszak  
 Defensive Coordinator: Scott Farison  
 Defensive Backs: Scott Benzel  
 Receivers: Bob Morris  
 Tight Ends: Bob Brotzki  
 Running Backs: Sam Dorsett  
 Quarterbacks: Jason Vrable  
 Offensive Line: Drew Richardson  
 Asst. Defense/Special Teams: Colyn Haugh  
 Football Office Coordinator: Ronnie Peduzzi

**Depth Chart**

**Offense**

<b>SE</b>	<b>84</b>	<b>SHERROD EVERS (Sr., 6-3, 200)</b>
	81	Chris Kozak (Sr., 5-7, 175)
<b>LT</b>	<b>76</b>	<b>JOE SETTICASE (5-Sr., 6-5, 295)</b>
	63	Jordan Francis (So., 6-5, 290)
<b>LG</b>	<b>57</b>	<b>IAN MARGERUM (Sr., 6-5, 290)</b>
	-	Brad Rodgers (Fr., 6-2, 290)
<b>C</b>	<b>64</b>	<b>DAVE COLEMAN (So., 6-6, 285)</b>
	59	Justin Keller (Jr., 6-2, 290)
<b>RG</b>	<b>77</b>	<b>COREY KONYCKI (So., 6-5, 305)</b>
	-	Logan Miles (Fr., 6-3, 265)
<b>RT</b>	<b>70</b>	<b>CARLOS ANDRADE (So., 6-5, 290)</b>
	73	Ryan Kuczykowski (So., 6-3, 270)
<b>TE</b>	<b>80</b>	<b>CHRIS MOLNAR (Jr., 6-4, 250)</b>
	86	Regis Flowers (Jr., 6-1, 215)
<b>QB</b>	<b>7</b>	<b>ERIK CWALINSKI (Sr., 6-3, 210)</b>
	11	Camdin Crouse (Jr., 6-1, 200)
<b>FB</b>	<b>36</b>	<b>KAREY MURRAY (Sr., 5-11, 220)</b>
	34	Jeff Link (So., 6-1, 225)
<b>HB</b>	<b>3</b>	<b>MYLES RUSS (So., 5-8, 170)</b>
	12	Raphael Johnson (Jr., 5-8, 175)
<b>FL</b>	<b>9</b>	<b>MICHAEL BLANCHARD (So., 5-9 175)</b>
	5	Lance Patterson (So., 5-7, 185)

**Special Teams**

<b>PK</b>	<b>--</b>	<b>GARRETT CLAWSON (So., 5-11, 175)</b>
	-	John Murphy (Fr., 5-10, 170)
<b>P</b>	<b>12</b>	<b>NICK SCHIRTZINGER (So., 5-8, 240)</b>
	-	Garrett Clawson ( So., 5-11, 175)

**Defense**

<b>RE</b>	<b>32</b>	<b>MARK SZYMANSKI (Jr., 6-2, 255)</b>
	98	Mike Burkett (Sr., 6-5, 260)
<b>RT</b>	<b>97</b>	<b>ANDY WALTON (So., 6-5, 290)</b>
	-	Farren Mason (Fr., 6-0, 280)
<b>LT</b>	<b>90</b>	<b>GAVIN MARSHALL (Jr., 5-11, 280)</b>
	94	Chris Roberts (So., 6-1, 255)
<b>LE</b>	<b>61</b>	<b>SHANNON SMOOT (Sr., 6-1, 240)</b>
	55	James Murphy (Jr., 6-2, 230)
<b>OLB</b>	<b>8</b>	<b>ADAM LAWRENCE (Sr., 6-1, 220)</b>
	48	J.T. Thomas (So., 6-0, 200)
<b>MLB</b>	<b>40</b>	<b>JOHN JACKSON (Sr., 6-1, 215)</b>
	6	Alex DiMichele (So., 6-2, 240)
<b>OLB</b>	<b>31</b>	<b>IAN MILANAK (Jr., 5-11, 215)</b>
	43	Jacob DaGrava (Sr., 5-11, 200)
<b>CB</b>	<b>16</b>	<b>JAMES SNIDER (So., 5-10, 190)</b>
	-	Anthony Coleman (Fr., 5-11, 200)
<b>SS</b>	<b>18</b>	<b>NATHAN ARGENTA (Jr., 5-11, 200)</b>
	13	Troy Cree (So., 5-11, 210)
<b>WS</b>	<b>24</b>	<b>MICHEAL LANDERS (Jr., 6-1, 210)</b>
	-	Sanchez Fague (Fr., 6-0, 215)
<b>CB</b>	<b>28</b>	<b>ROLPH BATHOLD (So., 5-10, 175)</b>
	26	Barry Nowell (So., 6-2 180)

<b>KR</b>	<b>81</b>	<b>CHRIS KOZAK (Sr., 5-7, 175)</b>
	9	Michael Blanchard (So., 5-9, 175)
<b>PR</b>	<b>81</b>	<b>CHRIS KOZAK (Sr., 5-7, 175)</b>
	9	Michael Blanchard (So., 5-9, 175)

No.	Name	Pos.	Ht.	Wt.	Yr.	Hometown/Previous School
2	T.J. Green	So.	WR	6-4	215	Stamford, CT/Milford Academy
3	Myles Russ	So.	RB	5-8	170	Boca Raton, FL/West Boca
4	Desmond Brentley	Jr	.QB	6-3	225	Pittsburgh, PA/Perry (Grambling)
5	Lance Patterson	So.	WR	5-7	165	Turtle Creek, PA/Woodland Hills
7	Erik Cwalinski	Sr.	QB	6-3	220	Jacobsburg, OH/Shadyside
8	Adam Lawrence	Jr.	LB	6-1	220	Big Run, PA/Dubois Area
9	Michael Blanchard	So.	WR	5-9	175	Miami, FL/Mater Academy
10	Harry Girting	Jr.	TE	6-4	215	New Brighton, PA/New Brighton
11	Camdin Crouse	Jr	.QB	6-1	200	Snow Shoe, PA/Bald Eagle
13	Troy Cree	So.	SS	5-11	200	Waynesburg, PA/Waynesburg Central
14	Aaron Smetanka	So.	QB	6-4	220	Pittsburgh, PA/North Catholic
16	James Snider	So.	CB	5-10	190	Newark, DE/Valley Forge
18	Nathan Argenta	Jr	.CB	5-11	200	Greensburg, PA/Greensburg C.C.
20	Greg Johnson	Jr.	WR	6-2	190	Park Forest, IL/Rich East
22	Josh Keil	So.	RB	6-1	205	Valencia, Pa/Mars Area
23	Derrick Maurer	So.	SS	5-10	180	Moon Township, PA/Moon
24	Michael Landers	Jr.	SS	6-1	200	Springdale, PA/Springdale
24d	Jesse Kastelic	Sr.	RB	6-0	215	Enola, PA/East Pennsboro
26	Barry Nowell	So.	CB	6-2	180	Baltimore, MD/Cardinal Gibbons
28	Rolf Bathold	So.	CB	5-10	175	Naples, FL/Lely
29	Raphael Johnson	Jr.	TB	5-8	175	Clinton, MD/Charles H. Flowers
30	Tyler Overton	So.	CB	5-9	180	Columbus, OH/Westerville Central
31	Ian Milanak	Jr.	LB	5-11	215	North Apollo, PA/Apollo Ridge
32	Mark Szymanski	Jr.	DE	6-2	255	Cadogan, PA/Ford City
33	Chris Marchette	Sr.	DB	6-2	200	East Stroudsburg, PA/East Stroudsburg
34	Jeff Link	So.	RB	6-1	225	Cumberland, MD/Allegany
35	Bryan Dempsey	Jr.	SS	5-11	205	Clinton, PA/South Side
36	Karey Murray	Sr.	RB	5-11	220	New Brighton, PA/New Brighton
37	Michael Koker	So.	LB	5-10	190	Stoughton, MA/Stoughton
38	James Kirk	So.	LB	6-2	210	Miami, FL/Felix Varela
39	D.J. Zalewski	So.	WR	5-9	145	Pittsburgh, PA/Shaler
40	John Jackson	Sr.	LB	6-0	215	Bel Air, MD/Bel Air
43	Jacob Dagrava	Sr.	LB	5-11	200	Yorkville, OH/Buckeye Local
48	J.T. Thomas	So.	LB	6-0	200	Pickerington, OH/Pickerington Central
49	Nick England	So.	LB	5-11	180	Pickerington, OH/Pickerington Central
49d	Conny Molander	So.	FB	5-8	190	Stockholm, Sweden/Stockholm
50	Robert Williams	Jr.	LB	6-2	210	Randallstown, MD/Baltimore Poly
51	Elias Navarro	So.	LB	6-0	200	Fort Lauderdale, FL/South Plantation
55	James Murphy	Jr.	DE	6-2	230	Monroeville, PA/Gateway
56	Ryan Nearhoof	So.	LB	6-1	215	Gibsonia, PA/Mars Area
57	Ian Margerum	Sr.	OL	6-5	290	Buffalo, NY/Hamburg
59	Justin Keller	Jr.	OL	6-2	290	Downington, PA/Coatesville
61	Shannon Smoot	Sr.	DL	6-2	240	Columbus, OH/Bishop Hartley
63	Jordan Francis	So.	OL	6-5	290	Sidney, OH/Troy Christian
64	Dave Coleman	So.	OL	6-6	285	Chittenango, NY/Milford Academy
67	Chris Setticease	So.	OL	6-3	260	Pittsburgh, PA/Keystone Oaks
70	Carlos Andrade	So.	OL	6-5	290	Newark, NJ/Westminster Academy
71	Jack Schreiber	So.	OL	6-4	265	Johnsonburg, PA/Johnsonburg
76	Joe Setticease	5-Sr.	OL	6-5	295	Pittsburgh, PA/Keystone Oaks
77	Corey Konycki	So.	OL	6-5	305	Hunlock Creek, PA/Wyoming Seminary
78	Mike Lovely	So.	DL	6-1	250	Pittsburgh, PA/Keystone Oaks
79	Maurice Jones	Sr	.OL	6-2	275	Langhorne, PA/Neshaminy
80	Chris Molnar	Jr.	TE	6-4	250	Murrysville, PA/Franklin Regional
81	Chris Kozak	Sr.	WR	5-7	175	Pittsburgh, PA/Baldwin
84	Sherrod Evers	Sr.	WR	6-3	200	Philadelphia, PA/Mastbaum Area
86	Regis Flowers	Sr.	TE	6-1	215	Irwin, PA/Norwin
89	Sean McElhinny	So.	TE	6-5	250	McDonald, PA/South Fayette
90	Gavin Marshall	Jr.	OL	5-11	280	Brooklyn, NY/Bishop Ford C.C.
92	Nick Schirtzinger	So.	P/K	5-8	240	Hurricane, WV/Hurricane
94	Chris Roberts	So.	DE	6-1	255	Bear, DE/Caravel Academy
95	Ryan Catley	So.	DE	6-2	230	Aliquippa, PA/Hopewell
96	Eric Jewell	Sr.	DL	6-2	250	Beaver Falls, PA/Beaver Falls
97	Andy Walton	Jr.	DT	6-5	290	New Waterford, OH/Crestview
98	Mike Burkett	Sr.	DL	6-5	260	New Castle, PA/Laurel
--	Dave Agosti	Fr.	TE	6-4	220	Tuscarora, PA/Marion Catholic
--	Troy Besterce	Fr.	WR	5-9	175	Pittsburgh, PA/Plum
--	Brian Bevilacqua	Fr.	OL	6-3	265	Murrysville, PA/Franklin Regional
--	Michael Bevilacqua	Fr.	DT	6-3	260	Murrysville, PA/Franklin Regional
--	Aric Blythe	Fr.	DE	6-5	250	Marysville, OH/Marysville
--	Bobby Brannon	Fr.	OL	6-2	275	Mercer, PA/Mercer
--	Joe Brice	Fr.	FB	5-11	220	Wyomissing, PA/Wyomissing
--	Michael Brooks	Fr.	WR	5-7	170	Quarryville, PA/Solanco

# Robert Morris

## 2008 Roster




--	David Burnsworth	Fr.	DT	5-11	260	Amity, PA/Trinity
--	Anthony Caperelli	Fr.	LB	6-1	220	Johnstown, PA/Bishop McCort
--	Mike Carlino	Fr.	WR	6-6	200	Pittsburgh, PA/Fox Chapel
--	Joey Cirigliano	Fr.	FB	6-1	215	Pittsburgh, PA/Taylor Alderdice
--	Garrett Clawson	So.	K	5-11	175	Duncansville, PA/Hollidaysburg
--	Anthony Coleman	Fr.	CB	5-11	200	Cheltenham, MD/St. John's
--	Corey Dickens	Fr.	WR	5-11	170	Dayton, OH/Trotwood Madison
--	Alex DiMichele	So.	LB	6-2	240	Pittsburgh, PA/Sto-Rox
--	Paul Evans	Fr.	WR	6-4	200	Elma, NY/Iroquois Central
--	Erron Farrow	Fr.	QB	6-3	215	Pittsburgh, PA/Perry
--	Sanchez Faugue	Fr.	SS	6-0	215	Naples, FL/Lely
--	Erik Frund	Fr.	TB	5-10	195	Scottsdale, PA/Southmoreland
--	Jeff Gallagher	Fr.	DE	6-5	210	Beaver Falls, PA/Blackhawk
--	Cody Godding	Fr.	DE	6-5	235	Bradford, PA/Bradford
--	Oliver Hawk	Fr.	TB	5-11	215	Pittsburgh, PA/Upper St. Clair
--	Sam Kelley	Fr.	DT	6-3	270	Fort Lauderdale, PA/Miramar
--	Jeremy Kettering	Fr.	TE	6-2	210	Youngwood, PA/Hempfield
--	Shadrae King	Fr.	TE	6-3	205	Pittsburgh, PA/McKeesport
--	Jon Krepps	Fr.	LB	6-1	220	Belle Vernon, PA/Belle Vernon
--	Tyler Lanciotti	Fr.	DT	5-11	250	Jamestown, PA/Greenville
--	Jordan Lowery	Jr.	OL	6-5	290	Williamsport, MD/Hagerstown C.C.
--	John Melnick	Fr.	FB	5-11	220	Greensburg, PA/Greensburg Salem
--	Farren Mason	Fr.	DT	6-0	280	Monroeville, PA/Gateway
--	Logan Miles	Fr.	OL	6-3	265	Scottsdale, PA/Southmoreland
--	Sam Miller	Fr.	DT	6-2	290	Washington, PA/Washington
--	Jonathan Moore	Fr.	WR	6-4	210	East Liverpool, OH/East Liverpool
--	John Murphy	Fr.	K	5-10	170	Washington, PA/Trinity
--	Pat Nieto	Fr.	FB	5-11	185	Quarryville, PA/Solanco
--	James O'Quinn	Fr.	WR	6-2	170	Vandergrift, PA/Kiski Area
--	Chad Pepper	Fr.	LB	5-11	215	Westerville, OH/Olentangy
--	Rocco Perciavalle	Fr.	WR	6-2	180	Silver Spring, MA/Paint Branch
--	Vince Pettinato	Fr.	LB	6-1	190	Pittsburgh, PA/Fox Chapel
--	David Pittman	Fr.	SS	6-2	215	Jupiter, FL/William T. Dwyer
--	Kevin Quinn	Fr.	QB	6-3	195	Brockport, NY/Brockport Central
--	Joe Reed	Fr.	FS	6-4	215	Galena, OH/Big Walnut
--	Brad Rodgers	Fr.	OL	6-2	290	Irwin, PA/Norwin
--	Ricky Smith	Fr.	DT	5-10	245	Dayton, OH/Trotwood Madison
--	Mitchell Soman	Fr.	TE	6-3	240	Fair Oaks, PA/Quaker Valley
--	Alex Stevens	Fr.	OL	6-2	290	Ephrata, PA/Lancaster Catholic
--	Alex Tarr	Fr.	CB	5-11	175	Bethel Park, PA/Bethel Park
--	Frank Vieira	Fr.	WR	5-11	190	Vestal, NY/Vestal Central
--	Trevor Wildman	Fr.	CB	5-11	180	Jefferson Hills, PA/Thomas Jefferson
--	Mike Wilson	Fr.	LB	6-1	210	Steubenville, OH/Indian Creek
--	Joe Wines	Fr.	FS	5-11	190	East Liverpool, OH/East Liverpool
--	Allan Wolfe	Fr.	OL	6-3	270	Dunkirk, NY/Dunkirk
--	Steve Yoak	Fr.	FB	6-1	220	Baberton, OH/Archbishop Hoban



**Mark Szymanski**  
Junior DE

# Joe Walton Biography



If there has been one constant associated with Robert Morris University football through the program's first 14 years, it's been Joe Walton. He was named the program's first head coach on July 27, 1993, and has held the post ever since.

The man who started the program from scratch has his name on the University's on-campus football stadium as it was dedicated in his honor prior to the first game there on Sept. 17, 2005 when Butler visited campus.

Under Walton's tutelage, the Colonials claimed a record five Northeast Conference titles and a pair of mid-major national crowns in the program's first 11 years of existence. Robert Morris also is one of just two programs to claim victory in the ECAC Classic, having won it in 1996 and 1997.

In 1994, after 35 years in the NFL, Walton took 64 freshmen at a school that never had football in its 73 years of existence and posted a 7-1-1 record 13 months after being named head coach. That team won its first game 21 days after the start of training camp and won five straight to start the season. In 1995, Robert Morris went 6-4, after which the Oakland Raiders drafted running back Tim Hall in the sixth round of the NFL Draft. Walton led RMU to Northeast Conference and ECAC Bowl titles in 1996 and 1997 with 9-2 and 8-3 marks, respectively.

The 1998 Colonials, with 12 first-year starters, dipped to 4-6, yet Robert Morris shared the NEC title. In 1999, RMU posted an 8-2 record, a fourth straight NEC championship and a final No. 1 ranking at the NCAA I-AA mid-major level according to Don Hansen's National Weekly Football Gazette. That was followed by a 2000 campaign that saw the squad finish a perfect 10-0, the first undefeated season for any program at RMU. In the process, the team won its fifth straight NEC championship and another No. 1 ranking at the NCAA I-AA mid-major level according to the Football Gazette. The 2001 squad finished with a record of 6-3 and missed out on its sixth straight NEC title, but the Colonials rebounded to post six straight victories after starting 0-3. In 2002, with 13 players in the starting lineup either freshmen or sophomores thanks in large part due to injuries, RMU finished 3-7, then rebounded to post a 6-4 record in its 10th anniversary season in 2003 and again 6-4 in 2004. It marks the ninth winning season in 11 years under Walton's guidance.


In the early 1990's, Walton helped convert John Jay Center into a facility to house football operations. He set out on the recruiting trail in the fall, much as he prepared for every draft day from 1964-91. By the same token, the familiar was easy to retrieve. His first appointee was Dan Radakovich, a defensive wizard who was on Walton's New York Jets staff and has been with Walton for 10 of the 11 years RMU has had a football program.

Walton had his most recent NFL duty in 1990-91, when he served two years as Chuck Noll's offensive coordinator for the Pittsburgh Steelers. When Noll retired in 1991, a new staff came aboard, and Walton went into the moving business. From 1983-89, he headed the Jets. Also among his years in the NFL were two seasons as the Jets' offensive coordinator (1981-82), seven with the Washington Redskins (offensive coordinator 1978-80; running backs 1974-77) and five with the New York Giants (wide receivers 1969-73).

The remainder of his NFL career saw him spend eight seasons as a Washington Redskin and later as a New York Giants tight end, and four as a Giants scout after retiring in 1964. Walton was twice an All-American at the University of Pittsburgh. He and wife Ginger have lived in Beaver Falls since returning to the area in 1990. Walton protoges include Rich Kotite, Bud Carson, Joe Theismann, Fran Tarkenton, Norm Snead, Ken O'Brien and Richard Todd.

# Head Coach

**Overall Record:** 86-55-1/14 years  
**RMU Record:** 86-55-1/14 years



**Alma Mater:**  
Pittsburgh '57

# Joe Walton

## HEAD COACHING EXPERIENCE:

- 1993- Robert Morris University, Moon Township, PA
  - With Chad Wengert's 2007 Defensive Player of the Year award, Walton's tenure has now produced 10 major NEC award winners and 89 all-league selections
  - Led 2006 team to #7 ranking in final Sports Network Mid-Major poll
  - Opened RMU's first football stadium, July 2005, named *Joe Walton Stadium*
  - School's first and only head football coach - 86-55-1 in 14 years
  - In 1999 and 2000, Robert Morris was crowned the I-AA Mid-Major National Champion by *Don Hansen's Football Gazette*
  - Guided Colonials to a perfect 10-0 season in 2000
  - Winningest coach in NEC football history with a 47-23 league mark
  - His teams have won five NEC titles since the inception of the league in 1996
  - Named NEC Coach of the Year in 1996, 1997 and 1999
  - Led Colonials to ECAC championships in 1996 and 1997
  - Team posted a 7-1-1 record in its first year (1993)
- 1983-89 National Football League's New York Jets, New York, NY
  - 53-57-1 in seven years
  - Guided Jets to AFC playoffs in 1985 and 1986

## ASSISTANT COACHING EXPERIENCE:

- 1990-91 Pittsburgh Steelers, Pittsburgh, PA
  - Offensive Coordinator
- 1981-82 New York Jets, New York, NY
  - Offensive Coordinator
- 1974-80 Washington Redskins, Washington, DC
  - Offensive coordinator in final two years
- 1969-73 New York Giants, New York, NY
  - Handled wide receivers and passing game

## PLAYING EXPERIENCE:

- 1961-64 New York Giants, New York, NY
- 1957-60 Washington Redskins, Washington, DC
- 1954-56 University of Pittsburgh, Pittsburgh, PA
  - Two-time All-American tight end/linebacker
  - Academic All-American.

## EDUCATION:


- University of Pittsburgh
  - Bachelor of Arts, 1957, History

## PERSONAL:

- Three children - Jodi, Stacy and Joe
- Born on December 15, 1935

### Joe Walton at Robert Morris

Year	Overall	NEC
1994	7-1-1	
1995	6-4	
1996	9-2	3-1
1997	8-3	4-0
1998	4-6	4-1
1999	8-2	7-0
2000	10-0	8-0
2001	6-3	6-1
2002	3-7	2-5
2003	6-4	4-3
2004	6-5	3-4
2005	2-8	1-6
2006	7-4	5-2
2007	4-6	3-3
<b>Totals</b>	<b>86-55-1</b>	<b>50-26</b>



2007 Record: 4-6, 3-3 NEC

# Robert Morris

## 2007 Statistics



RUSHING	G	Att	Gain	Loss	Net	Avg	TD	Long	Avg/G
RUSS, Myles	10	155	644	50	594	3.8	3	57	59.4
JOHNSON, Raphael	10	59	235	13	222	3.8	0	19	22.2
LSTHROP, Rion	10	42	179	14	165	3.9	1	31	16.5
MURRAY, Karey	10	16	50	4	46	2.9	2	10	4.6
LINK, Jeff	4	9	27	5	22	2.4	1	8	5.5
HINES, Mario	9	1	14	0	14	14.0	0	14	1.6
SMITH, Ryan	7	2	14	0	14	7.0	0	9	2.0
ROSS, Frank	3	1	6	0	6	6.0	0	6	2.0
TM	4	4	0	3	-3	-0.8	0	0	-0.8
CROUSE, Camdin	10	4	15	27	-12	-3.0	0	7	-1.2
SCHIRTZINGER, N.	10	1	0	15	-15	-15.0	0	0	-1.5
CWALINSKI, Erik	10	50	45	284	-239	-4.8	1	8	-23.9
Total.....	10	344	1229	415	814	2.4	8	57	81.4
Opponents.....	10	492	2385	297	2088	4.2	16	71	208.8

PASSING	G	Effic	Cmp-Att-Int	Pct	Yds	TD	Lng	Avg/G
CWALINSKI, Erik	10	114.34	135-272-9	49.6	1838	12	62	183.8
CROUSE, Camdin	10	141.30	2-4-1	50.0	28	1	23	2.8
JOHNSON, Raphael	10	0.00	0-1-0	0.0	0	0	0	0.0
Total.....	10	114.31	137-277-10	49.5	1866	13	62	186.6
Opponents.....	10	101.69	114-244-10	46.7	1442	10	61	144.2

RECEIVING	G	No.	Yds	Avg	TD	Long	Avg/G
HILL, Alvin	10	35	521	14.9	3	50	52.1
ELLISON, Julian	10	30	469	15.6	3	43	46.9
HINES, Mario	9	24	456	19.0	4	62	50.7
FLOWERS, Regis	10	14	177	12.6	0	24	17.7
RUSS, Myles	10	9	59	6.6	0	18	5.9
JOHNSON, Raphael	10	8	53	6.6	0	22	5.3
LSTHROP, Rion	10	7	34	4.9	0	11	3.4
MOLNAR, Chris	10	6	65	10.8	2	23	6.5
ROSS, Frank	3	2	22	11.0	0	14	7.3
KOZAK, Chris	4	1	7	7.0	0	7	1.8
McELHINNY, Sean	8	1	3	3.0	1	3	0.4
Total.....	10	137	1866	13.6	13	62	186.6
Opponents.....	10	114	1442	12.6	10	61	144.2

SCORING	TD	PATs							Points
		FGs	Kick	Rush	Rev	Pass	DXP	Saf	
WALSER, Michael	0	9-11	18-21	0-0	0	0	0	0	45
HINES, Mario	4	0-0	0-0	0-0	0	0	0	0	24
ELLISON, Julian	3	0-0	0-0	0-0	0	0	0	0	18
RUSS, Myles	3	0-0	0-0	0-0	0	0	0	0	18
HILL, Alvin	3	0-0	0-0	0-0	0	0	0	0	18
MOLNAR, Chris	2	0-0	0-0	0-0	0	0	0	0	12
MURRAY, Karey	2	0-0	0-0	0-0	0	0	0	0	12
McELHINNY, Sean	1	0-0	0-0	0-0	0	0	0	0	6
LINK, Jeff	1	0-0	0-0	0-0	0	0	0	0	6
CWALINSKI, Erik	1	0-0	0-0	0-0	0	0-1	0	0	6
SMOOT, Shannon	1	0-0	0-0	0-0	0	0-0	0	0	6
LSTHROP, Rion	1	0-0	0-0	0-0	0	0-0	0	0	6
Total.....	22	9-11	18-21	0-0	0	0-1	0	0	177
Opponents.....	29	10-12	23-27	0-0	1	1-2	0	1	231

FIELD GOALS	FGM-FGA	Pct	01-19	20-29	30-39	40-49	50-99	Lg	Blk
WALSER, Michael	9-11	81.8	1-1	3-4	2-3	3-3	0-0	42	1

PUNT RETURNS	No.	Yds	Avg	TD	Long
HINES, Mario	17	277	16.3	0	52
KOZAK, Chris	4	2	0.5	0	2
DAGRAVA, Jacob	0	9	0.0	0	9
Total.....	21	288	13.7	0	52
Opponents.....	25	178	7.1	0	35

KICK RETURNS	No.	Yds	Avg	TD	Long
HINES, Mario	22	441	20.0	0	53
ROSS, Frank	7	82	11.7	0	23
HILL, Alvin	5	43	8.6	0	16
ROBINSON, J.	2	21	10.5	0	19
KOZAK, Chris	1	22	22.0	0	22
ARGENTA, Nathan	1	7	7.0	0	7
JOHNSON, Greg	1	19	19.0	0	19
Total.....	39	635	16.3	0	53
Opponents.....	36	696	19.3	1	95

PUNTING	No.	Yds	Avg	Long	TB	FC	DD	Blkd
SCHIRTZINGER, N.	61	2524	41.4	69	5	6	16	1
TM	1	0	0.0	0	0	0	0	0
Total.....	62	2524	40.7	69	5	6	16	1
Opponents.....	53	1986	37.5	70	6	10	14	1

DEFENSIVE LEADERS	GP	UT	AT	Total	ForLoss	No-Yards	Int-Yds	BrUp	QBH	Fumbles	FF	Kick	Saf
WENGERT, Chad	10	43	69	112	8.0-18	3.0-11	2-10	4	4	1-0	4	.	.
HOWARD, Jordan	10	32	64	96	6.0-21	2.0-16	.	1	2	.	.	.	.
LAWRENCE, Adam	10	39	47	86	7.0-34	3.5-30	.	1	3	3-0	.	.	.
SZYMANSKI, Mark	9	20	40	60	13.0-61	7.0-42	.	2	4	1-0	1	.	.
LANDERS, Michael	10	20	35	55	3.0-7	.	1-0	3	.	1-0	1	1	.
ARGENTA, Nathan	10	27	25	52	4.0-22	1.0-10	.	4	.	.	.	.	.
NIKLOS, Mike	10	27	19	46	1.0-3	.	3-0	11	.	1-4	.	1	.
GRANT, Kelvern	10	15	29	44	2.0-9	3.0-9	.	2	1	.	1	.	.
AKINOLA, Toheeb	10	25	17	42	.	.	.	4	.	1-0	.	.	.
SMOOT, Shannon	10	11	31	42	8.0-34	3.5-26	1-45	2	3	1-0	1	.	.
WALTON, Andy	10	13	25	38	4.0-17	1.5-13	.	2	.	.	.	.	.
NAGY, Richard	10	10	26	36	3.5-20	1.0-16	.	1	.	.	1	.	.
ROBINSON, J.	6	13	20	33	0.5-3	.	.	3	.	.	.	.	.
BURKETT, Mike	9	4	17	21	2.0-10	0.5-4	.	1	.	.	.	.	.
KAZIL, James	4	8	11	19	1.0-5	.	3-9	.	.	.	.	.	.
SMETANKA, Aaron	4	5	9	14	0.5-0	.	.	.	.	.	.	.	.
BATHOLD, Rolf	7	1	10	11	.	.	.	1	.	1-0	.	.	.
CREE, Troy	5	4	5	9	.	.	.	.	.	1-0	.	.	.
MURPHY, James	9	2	6	8	0.5-7	0.5-7	.	.	.	.	.	.	.
DAGRAVA, Jacob	10	3	5	8	.	.	.	.	.	1-0	.	.	.
NAVARRO, Elias	6	2	5	7	.	.	.	.	.	.	.	.	.
MILANAK, Ian	6	3	4	7	.	.	.	.	.	.	.	.	.
SMITH, Ryan	7	3	2	5	.	.	.	.	.	1-0	.	.	.
SNIDER, James	9	3	2	5	.	.	.	.	.	.	.	.	.
LSTHROP, Rion	10	1	1	2	.	.	.	.	.	.	.	.	.
COLEMAN, Dave	7	1	1	2	.	.	.	.	.	.	.	.	.
KEIL, Josh	9	1	1	2	.	.	.	.	.	.	.	.	.
FLOWERS, Regis	10	1	1	2	.	.	.	.	.	.	.	.	.
JACKSON, John	10	1	1	2	.	.	.	.	.	.	1	.	.
VOLPE, Vince	5	2	.	2	.	.	.	.	.	.	.	.	.
POTTER, Jordan	10	1	1	2	.	.	.	.	.	.	.	.	.
NEARHOOF, Ryan	4	1	.	1	.	.	.	.	.	.	.	.	.
ROBERTS, Chris	1	.	1	1	.	.	.	.	.	.	.	.	.
WALSER, Michael	10	.	1	1	.	.	.	.	.	.	.	.	.
McELHINNY, Sean	8	1	.	1	.	.	.	.	.	.	.	.	.
GREEN, T.J.	2	1	.	1	.	.	.	.	.	.	.	.	.
JONES, Daron	4	.	1	1	.	.	.	.	.	.	.	.	.
SCHIRTZINGER, N.	10	1	.	1	.	.	.	.	.	.	.	.	.
Total.....	10	345	532	877	64-271	27-185	10-64	42	17	13-4	10	2	.
Opponents.....	10	.	.	.	.	37-255	10-180	38	13	10-26	8	2	1

INTERCEPTIONS	No.	Yds	Avg	TD	Long
KAZIL, James	3	9	3.0	0	9
NIKLOS, Mike	3	0	0.0	0	0
WENGERT, Chad	2	10	5.0	0	10
SMOOT, Shannon	1	45	45.0	1	45
LANDERS, Michael	1	0	0.0	0	0
Total.....	10	64	6.4	1	45
Opponents.....	10	180	18.0	2	97

TEAM STATISTICS	RMU	OPP	TEAM STATISTICS	RMU	OPP
SCORING	177	231	INT RETURNS: #-YARDS	10-64	10-180
Points Per Game	17.7	23.1	KICK RETURN AVERAGE	16.3	19.3
FIRST DOWNS	144	197	PUNT RETURN AVERAGE	13.7	7.1
Rushing	52	124	INT RETURN AVERAGE	6.4	18.0
Passing	77	58	FUMBLES-LOST	15-10	16-13
Penalty	15	15	PENALTIES-YARDS	55-538	67-578
RUSHING YARDAGE	814	2088	Average Per Game	53.8	57.8
Yards gained rushing	1229	2385	PUNTS-YARDS	62-2524	53-1986
Yards lost rushing	415	297	Average Per Punt	40.7	37.5
Rushing Attempts	344	492	Net punt average	36.2	29.8
Average Per Rush	2.4	4.2	TIME OF POSSESSION/GM	27:40	32:20
Average Per Game	81.4	208.8	3RD-DOWN CONV.	44/134	66/160
TDs Rushing	8	16	3rd-Down Pct	33%	41%
PASSING YARDAGE	1866	1442	4TH-DOWN CONV.	3/13	9/19
Att-Comp-Int	277-137-10	244-114-10	4th-Down Pct	23%	47%
Average Per Pass	6.7	5.9	SACKS BY-YARDS	27-185	37-255
Average Per Catch	13.6	12.6	MISC YARDS	-10	-8
Average Per Game	186.6	144.2	TOUCHDOWNS SCORED	22	29
TDs Passing	13	10	FIELD GOALS-ATTEMPTS	9-11	10-12
TOTAL OFFENSE	2680	3530	ON-SIDE KICKS-0-1	0-2	.
Total Plays	621	736	RED-ZONE SCORES	20-28 71%	27-37 73%
Average Per Play	4.3	4.8	RED-ZONE TDs	13-28 46%	19-37 51%
Average Per Game	268.0	353.0	PAT-ATTEMPTS	18-21 86%	23-27 85%
KICK RETURNS: #-YDS	39-635	36-696	ATTENDANCE	10450	14499
PUNT RETURNS: #-YDS	21-288	25-178	Games/Avg Per Game	5/2090	5/2900
			Neutral Site Games		0/0

# Robert Morris Record Book



Rushing Attempts	Record	Opponent	Date
Game: Sam Dorsett	36	Central Conn. St.	10/11/03
Season: Tim Hall	239		1995
Career: Sam Dorsett	724		1999-03
Team Game: Sam	60	Central Conn. St.	10/11/03
Team Season:	449		1997

Rushing Yards	Record	Opponent	Date
Game: Tim Hall	278	Bethany	11/5/94
Season: Tim Hall	1,572		1995
Career: Sam Dorsett	3,847		1999-03
Team Game:	319	Wagner	10/4/97
Team Season:	2,013		1996

Rushing TDs	Record	Opponent	Date
Game: Tim Hall	4	Bethany	11/5/94
Longest: Tim Hall	95 yards	Gannon	11/24/94
Season: Tim Hall	16		1995
Career: Sam Dorsett	29		1999-03
Team Game:	4 (9 times)		
Team Season:	24		2000

Receptions	Record	Opponent	Date
Game: Tyjuan Massey	10	Sacred Heart	11/12/05
Season: Tyjuan Massey	43		2005
Career: Tyjuan Massey	112		2002-05
Team Game:	33	Duquesne	11/15/03
Team Season:	189		2004

Receiving Yards	Record	Opponent	Date
Game: Tyjuan Massey	272	Sacred Heart	11/12/05
Season: Tyjuan Massey	899		2005
Career: Tyjuan Massey	2,119		2002-05
Team Game:	444	Duquesne	11/15/03
Team Season:	2,608		2004

Receiving TDs	Record	Opponent	Date
Game: Tyjuan Massey	4	Stony Brook	10/29/05
Longest: J.T. Kirk	94	Sacred Heart	10/16/99
Archie Wannamaker	94 yards	Wagner	10/3/98
Season: Tyjuan Massey	10		2005
Career: Tyjuan Massey	21		2002-05
Team Game:	6	Buffalo State	9/4/04
Team Season:	22		2001

Passing Attempts	Record	Opponent	Date
Game: Drew Geyer	49	Stony Brook	11/9/02
Season: Drew Geyer	361		2004
Career: Tim Levick	970		1998-01
Team Game:	49	Stony Brook	11/9/02
Team Season:	370		2004

Completions	Record	Opponent	Date
Game: Rich Demaio	33	Duquesne	11/15/03
Season: Drew Geyer	187		2004
Career: Tim Levick	537		1998-01
Team Game:	33	Duquesne	11/15/03
Team Season:	189		2004

Touchdown Passes	Record	Opponent	Date
Game: Drew Geyer	6	Buffalo State	9/4/04
Longest: Steve Tryon	94	Sacred Heart	10/16/99
Tim Levick	94	Wagner	10/3/98
Season: Tim Levick	22		2001
Career: Tim Levick	76		1998-01
Team Game:	6	Buffalo State	9/4/04
Team Season:	22		2001

Passing Yardage	Record	Opponent	Date
Game: Rich Demaio	444	Duquesne	11/15/03
Season: Drew Geyer	2,601		2004
Career: Tim Levick	7,222		1998-01
Team Game:	444	Duquesne	11/15/03
Team Season:	2,608		2004

Touchdowns	Record	Opponent	Date
Game: Tim Hall	4	Bethany	11/5/94
Tim Hall	4	Duquesne	9/16/95
Tyjuan Massey	4	Stony Brook	10/29/05
Season: Tim Hall	20		1995
Career: Tim Hall	34		1994-95
Team Game:	9	St. Francis (PA)	9/30/00
Team Season:	48		2000

Points	Record	Opponent	Date
Game: Tim Hall	24	Bethany	11/5/94
Tim Hall	24	Duquesne	9/16/95
Tyjuan Massey	24	Stony Brook	10/29/05
Season: Tim Hall	120		1995
Career: Jeff Carlo	250		1998-01
Team Game:	63	St. Francis (PA)	9/30/00
Team Season:	365		2000

All-Purpose Yards	Record	Opponent	Date
Game: Tyjuan Massey	349	Sacred Heart	11/12/05
Season: Tim Hall	1,905		1995
Career: Sam Dorsett	4,255		1999-03
Team Game:	685	Mercyhurst	11/12/94
Team Season:	5,261		1997

Total Yards	Record	Opponent	Date
Team Game:	545	Stony Brook	11/3/01
Team Season:	3,880		2004

Extra Points	Record	Opponent	Date
Game: Jeff Carlo	9	St. Francis (PA)	9/30/00
Season: Jeff Carlo	40		2000
Career: Jeff Carlo	145		1998-01

Field Goals	Record	Opponent	Date
Game: Jeff Carlo	3	Buffalo State	9/2/00
Nathan DiLorenzo	3	Albany	10/30/99
Jeff Carlo	3	Duquesne	11/21/98
Nathan DiLorenzo	3	St. Peter's	10/30/04
Longest: Jeff Carlo	55 yards	Buffalo State	9/2/00
Season: Nathan DiLorenzo	13		2004
Career: Jeff Carlo	35		1998-01
Team Game:	3	Buffalo State	9/2/00
Jeff Carlo	3	Albany	10/30/99
Nathan DiLorenzo	3	Duquesne	11/21/98
Nathan DiLorenzo	3	St. Peter's	10/30/04
Team Season:	13		2004

Kickoff Return Yards	Record	Opponent	Date
Longest: Tyjuan Massey	94 yards	Stony Brook	10/4/03

Punt Return Yards	Record	Opponent	Date
Longest: Dante Settles	56	St. Peter's	10/30/04

Punts	Record	Opponent	Date
Longest: Chris Longo	77 yards	Dayton	9/20/97

Interceptions	Record	Opponent	Date
Game: Brian Dunn	3	Duquesne	10/8/94
Longest: Nate List	97 yards	Dayton	10/12/96
Season: Corey Oaks	7		2002
Nick Downs	7		2000
Brian Dunn	7		1997
Career: Brian Dunn	19		1994-97
Team Game:	5	Bethany	11/5/94
Team Season:	20		1999

Tackles	Record	Opponent	Date
Game: Reggie Chambers	20	Albany	11/10/01
Season: James Noel	115		2004
Career: James Noel	437		2002-05
Team Game:	113	CCSU	9/28/96
Team Season:	913		1996

Fumble Recoveries	Record	Opponent	Date
Game: Tim Hare	2	Mercyhurst	11/12/94
Season: Sean Crisman	4		2002
Archie Wannamaker	4		1996
Tim Hare	4		1994
Career: Ray Thomas	6		1997-00
Team Game:	4	CCSU	9/26/98
Ray Thomas	4	Wagner	10/14/95
Team Season:	16		1994

Sacks	Record	Opponent	Date
Game: Jason Spencer	5	St. Francis (PA)	11/8/97
Season: Ray Gensler	11		2006
Jason Spencer	11		1997
Career: Ray Gensler	19		2003-06
Team Game:	10	C.W. Post	11/16/96
Team Season:	33		1996

Outlook/Notes

Sacred Heart comes off the third-highest scoring campaign in the program's history with all-NEC quarterback Dale Fink and his all-league target Steve Tedesco back to improve upon the 293 points they helped the Pioneers tally in 2007.

Fink connected on a league-best 23 touchdown passes, 11 of which went to Tedesco, the NEC leader in touchdown receptions. Running back Jason Payne, whose 1,282 rushing yards and 13 TDs highlighted a tremendous senior season, leaves a void that head coach Paul Gorham says veteran Evin Jones will get a chance to fill.

"We've been fortunate enough to have some great tailbacks here the past few years, and now Evin is going to have to step up and fill that hole," said Gorham. "He came in the best shape he has in four years and looks ready to take on a leadership role."

While Sacred Heart boasted one of the league's top scoring and passing attacks, its pass defense surrendered a conference high in yards. With a healthier unit on the field in 2008, Gorham sees the possibility for improvement.

"Our defense has to come back stronger," noted Gorham. "We took our lumps last year, and it was more than the kids in the secondary; it was a combination of our front and linebackers as well."

The Pioneers defensive backfield is an experienced group that has impressed their head coach thus far in the new year.

"Rishard Brown and Andre Isla have been doing a great job for us," noted Gorham of his cornerbacks. "Three-year starting safety Steve Young is another quality individual who is performing well."

➤ Taking the starting reigns from 1,200-yard rusher **Jason Payne**, senior tailback **Evin Jones** brings welcomed experience to his new role. Gaining 980 yards on 218 carries, Jones has built a career average of 4.5 yards per carry. In a secondary role last season, Payne scored three touchdowns on the ground while also catching 17 passes.

➤ Junior defensive end Bill O'Brien (Lafayette, NY) will anchor the defensive line that will feature all new starters. O'Brien saw significant action last season in the line rotation and ended the year with 37 tackles, five for losses, and two sacks.

➤ In addition to return specialist **Steve Tedesco** and his 18.2 yards per return average, senior punter **Derek Marks** has the ability to make a major impact on special teams. As a sophomore, Marks led the NEC in punting average (39.8yds/punt).



# Sacred Heart Pioneers

2007 Record: 3-8, 0-6 NEC  
2007 NEC Finish: 7th



## Steve Tedesco

The flashes of brilliance **Tedesco** displayed as a freshman when he caught five TD passes became more frequent and consistent last season. Breaking through as one of the NEC's most exciting and productive wide receivers, Tedesco led the conference in receptions (59) and TD catches (11). Bringing break-away speed to the return game, Tedesco averaged more than 18 yards per punt return during his sophomore campaign.

## Pioneers to Watch

### Offensive Focus

**Dale Fink**  
So., QB, 6-4, 200  
Swansea, IL/Althoff Catholic

*2007 NEC Offensive Rookie of the Year... All-NEC Second Team.*

Fink proved to be one of the league's most productive and effective passers in 2007 despite entering without any prior in-game experience at the collegiate level. One of the conference's most exciting young players, Fink led the NEC's third-ranked scoring offense (26.6 ppg) by tossing a league-best 23 touchdown passes. Despite missing two full games, and three quarters of a third, due to an ankle sprain, Fink completed 160-of-257 passes for 1,730 yards and a 142.11 passer efficiency rating on his way to winning four NEC Rookie of the Week awards.

### Defensive Focus

**Steve Young**  
Sr., SS, 6-3, 200  
Brooklyn, NY/Xaverian

*Two-year starter at safety... Second on team in tackles.*

Young is Sacred Heart's top returning tackler on defense, and is someone head coach Paul Gorham defines as a good leader. The senior safety made 68 tackles, 42 of which were solo, in 2007. Playing alongside returnees Rishard Brown and Andre Isla, Young is the most-experienced member of a veteran secondary that saw only John Wilson depart from last year's unit. Young made 68 tackles, 33 solo, as a sophomore, too, while also breaking up four passes.

**2008 schedule**

Date	Opponent	Result
8/30	Assumption	6:00 pm
9/6	Bentley	6:00 pm
9/20	at Iona	1:00 pm
9/27	at Marist	1:00 pm
10/4	<b>Robert Morris</b>	1:00 pm
10/11	<b>at Saint Francis (PA)</b>	1:00 pm
10/18	<b>Albany</b>	1:00 pm
10/25	<b>at Duquesne</b>	1:00 pm
11/1	<b>Wagner</b>	1:00 pm
11/8	<b>at Monmouth</b>	1:00 pm
11/15	<b>Central Conn. St.</b>	1:00 pm

NEC Games in Bold

**2007 results**

Date	Opponent	Time
8/30	at Assumption	W, 41-20
9/8	La Salle	W, 54-14
9/15	at Iona	L, 34-10
9/22	Duquesne	L, 30-23 (OT)
9/29	<b>at Wagner</b>	<b>L, 18-15</b>
10/6	<b>Monmouth</b>	<b>L, 49-8</b>
10/13	<b>at Albany</b>	<b>L, 38-7</b>
10/20	vs. Marist	W, 41-34
10/27	<b>St. Francis (PA)</b>	<b>L, 35-30</b>
11/3	<b>at Central Conn. St.</b>	<b>L, 49-33</b>
11/10	<b>at Robert Morris</b>	<b>L, 41-31</b>

NEC Games in Bold

**all-time records**



**Sacred Heart vs. the NEC**

Year	Record	Opponent	Record
1991	5-4	Albany	2-8
1992	0-9	CCSU	4-6
1993	3-7	Duquesne	1-2
1994	4-5	Monmouth	4-9
1995	3-7	Robert Morris	5-5
1996	4-6	St. Francis (PA)	7-5
1997	1-9	Wagner	5-5

**SINCE JOINING THE NEC**

Year	Record	NEC
1998	2-8	1-4
1999	2-9	0-7
2000	10-1	7-1
2001	11-0	8-0
2002	7-3	5-2
2003	6-5	3-4
2004	6-4	3-4
2005	4-6	3-4
2006	2-9	1-6
2007	3-8	0-6

**Overall Record: 73-100**  
**NEC Record: 30-39**

**Quick Facts**

**General Information**

Location: Fairfield, CT  
 Founded: 1963  
 Enrollment: 3,400 (undergraduate)  
 Nickname: Pioneers  
 Colors: Scarlet and White  
 President: Dr. Anthony J. Cernera  
 Faculty Representative: Dr. Gary Rose  
 Athletic Director: C. Donald Cook  
 SWA: Kim Callicoatte  
 Home Field/Capacity: Campus Field/4,000  
 Athletic Phone: (203) 371-7917

**Sports Information**

Sports Information Director: Gene Gumbs  
 SID Phone: (203) 396-8127  
 SID Fax Line: (203) 371-7889  
 SID Cell: (860) 805-7957  
 SID e-mail Address: gumbsg@sacredheart.edu  
 Assistant SID (contact): Bill Peterson  
 Assistant SID Cell: 203-558-3215  
 Asst. SID e-mail: petersonb2@sacredheart.edu  
 Press Box Phone: (203) 365-7532  
 Website Address: sacredheartpioneers.com

**Football Information**

Head Coach: Paul Gorham  
 Overall Record/Years: 15-27/4 Years  
 Record at SHU/Years: 15-27/4 Years  
 Inaugural Football Season: 1991  
 2007 Record: 3-8  
 NEC Record/Place: 0-6/7th  
 Offensive System: Multiple  
 Defensive System: 3-4  
 Off. Starters Returning/Lost: 7/4  
 Def. Starters Returning/Lost: 6/5  
 Football Office Phone: (203) 365-8105

**Coaching Staff**

Defensive Coordinator: Brian Fleury  
 Linebackers: Mark Nofri  
 Defensive Line: Josh Reardon  
 Quarterbacks/Receivers: Art Asselta  
 Offensive Line: Kevin Bolis  
 Running Backs: Mike Scott  
 Football Operations: Tony Mortali

**Depth Chart**

**Offense**

**QB 14 DALE FINK (R-So., 6-4, 200)**  
 16 Tyler Mckeon (So., 6-2, 215)  
**RB 3 EVIN JONES (Jr., 6-1, 215)**  
 22 Brian Friedman (Jr., 6-0, 230)  
**FB 22 BRIAN FRIEDMAN (Jr., 6-0, 230)**  
 49 Tom Mele (Sr., 5-11, 225)  
**WR 4 TONY PATTERSON (R-So., 6-3, 190)**  
 89 Shawn Bennett (R-So., 6-3, 185)  
**LT 66 RYAN ARROYO (Sr., 6-5, 280)**  
 68 Aaron Thomae (R-Sr., 6-6, 320)  
**LG 70 JUSTIN SMITH (R-Fr., 6-4, 235)**  
 54 Peter Pulaski (R-Fr., 6-0, 260)  
**C 79 JASON PFALZGRAFF (R-So., 6-0, 275)**  
 54 Peter Pulaski (R-Fr., 6-0, 260)  
**RG 72 DAN PLUNKETT (R-So., 6-5, 305)**  
 54 Peter Pulaski (R-Fr., 6-0, 260)  
**RT 60 MATT MAGUIRE (R-So., 6-5, 250)**  
 68 Aaron Thomae (R-Sr., 6-6, 320)  
**TE 81 CHRIS RAPP (So., 6-5, 240)**  
 82 Thomas Stripe (R-Fr., 6-5, 225)  
**WR 5 STEVE TEDESCO (So, 6-1, 195)**  
 89 Shawn Bennett (R-So., 6-3, 185)

**Defense**

**NG 93 ANDREW CONSTANTINO (R-So., 6-1, 265)**  
 62 David Monteith (R-So., 6-2, 260)  
**DT 98 ELIJAH DIXON (R-So., 6-0, 245)**  
 90 Vinny Branchini (So., 6-2, 240)  
**DE 96 BILL O'BRIEN (So., 6-4, 260)**  
 92 Adam Conger (R-So., 6-4, 240)  
**OLB 31 BRIAN FLUMERE (So., 6-1, 200)**  
 44 Andre Geraghty (R-Jr., 5-11, 210)  
**ILB 42 RICH MARRONE (Sr., 5-11, 205)**  
 20 Anthony Mortali (Sr., 6-2, 180)  
**ILB 43 WILL VEIX (So., 6-2, 210)**  
 36 Andrew Clayton (Sr., 5-10, 220)  
**OLB 58 CHANSLER DAVIS (Jr., 6-4, 220)**  
 52 Paul Graziadei (R-Fr., 6-2, 225)  
**CB 28 ANDRE ISLA (R-Jr., 6-0, 190)**  
 6 Jeff Hodges (Sr., 5-10, 170)  
**SS 48 STEVE YOUNG (Sr., 6-3, 200)**  
 19 Mike Mortali (So., 6-1, 170)  
**FS 29 CRAIG LAWSON (R-Sr., 6-0, 180)**  
 24 Rashod Underwood (R-So., 5-10, 190)  
**CB 2 RISHARD BROWN (Jr., 5-11, 180)**  
 6 Jeff Hodges (Sr., 5-10, 170)

**Special Teams**

**PK 11 JOE SCHROEDER (Jr., 5-10, 175)**  
**P 8 DEREK MARKS (Sr., 6-2, 195)**  
**KR 3 EVIN JONES (Jr., 6-1, 215)**  
 7 Ed Gurrieri (Sr., 5-9, 170)  
**PR 3 EVIN JONES (Jr., 6-1, 215)**  
 5 Steve Tedesco (So., 6-1, 195)


# Sacred Heart

## 2008 Roster



No.	Name	Yr.	Pos.	Ht.	Wt.	Hometown/Previous School
2	Rishard Brown	Sr.	DB	5-11	180	Miami, FL/Palmetto
3	Evin Jones	Sr.	RB	6-1	215	Pennsauken, NJ/Roman Catholic
4	Tony Patterson	R-So.	WR	6-3	190	Groton, CT/Fitch
5	Steve Tedesco	Jr.	WR	6-1	195	Mission Viejo, CA/Trabuco Hills
6	Jeff Hodges	Sr.	DB	5-10	170	Royal Palm Beach, FL/Royal Palm
7	Ed Gurrieri	Sr.	RB	5-9	170	Manalapan, NJ/Manalapan
8	Derek Marks	Sr.	P	6-2	195	East Lyme, CT/East Lyme
9	Joe Schroeder	Jr.	K	5-10	175	Jackson, NJ/Jackson
10	Matt Fisher	R-Fr.	K	5-10	175	Greenlawn, NY/John Glenn
11	Rich Rossi	Fr.	WR/TE	6-2	215	Moosic, PA/Riverside
11d	Alex Dorosh	R-Fr.	QB	6-3	220	Becon Falls, CT/Woodland
12	Titus McIntosh	So.	DB	5-9	190	Pompano Beach, FL/Cardinal Gibbons
12d	Robert Shepherd	Fr.	K/P	6-1	180	Groton, CT/Fitch
13	Zach Johnston	Fr.	WR	6-0	180	Voorhees, NJ/Paul VI
14	Dale Fink	R-So.	QB	6-4	200	Swansea, IL/Althoff Catholic
16	Tyler McKeon	So.	QB	6-2	215	Worcester, MA/Worcester Acad.
16d	Ahmad Covington	Fr.	DB	5-9	180	Highland, NJ/Avon Old Farms Prep
17	Ray Sheehan	R-Fr.	QB	6-0	185	Howard Beach, NY/St. Francis Prep
17d	Joe Kistler	Fr.	K/P	6-1	175	Galloway, NJ/Absegami
18	Rueben McIntosh	Fr.	DB	5-9	175	Ft. Lauderdale, FL/Cardinal Gibbons
19	Mike Mortali	So.	LB	6-1	170	Branford, CT/Branford
20	Anthony Mortali	Sr.	LB	6-2	180	Branford, CT/Branford
21	Garry Coles	Fr.	RB	6-0	190	Southington, CT/Southington (Kent)
22	Brian Friedman	Jr.	RB	6-0	230	Point Pleasant, NJ/Point Boro
23	Jared Kemp	Fr.	WR	5-9	170	Miami, FL/Miami Killian
24	Rashod Underwood	R-So.	DB	5-10	190	Baltimore, MD/Milford Mill
25	Blake Campbell	Fr.	RB	5-9	180	North Hanover, NJ/No. Burlington
26	Jonathan Gibbons	Sr.	RB	5-9	200	Feeding Hills, MA/Agawam
26d	Jonathan Sam	Fr.	DB	5-10	180	Paramus, NJ/Bergen Catholic
27	Greg Jones	R-So.	LB	5-11	210	Westborough, MA/Bridgton Acad.
27d	Sean Kessler	Fr.	WR	6-1	180	Huntington, NY/John Glenn
28	Andre Isla	R-Jr.	DB	6-0	190	Brookhaven, NY/Bellport
29	Craig Lawson	R-Sr.	DB	6-0	180	Milford, OH/Milford
30	Rod Osborne	R-Fr.	RB	5-11	190	Ossining, NY/Ossining
31	Brian Flumere	So.	OLB	6-1	200	Milford, MA/Milford
33	Michael Zambarano	Fr.	LB	5-11	215	Natick, MA/Natick
35	James Zenock	Fr.	DB	6-1	200	Hawthorne, NJ/Hawthorne
36	Andrew Clayton	Sr.	LB	5-10	220	Egg Harbor Twp., NJ/Holy Spirit
37	Tyler Elliott	Fr.	WR	5-10	180	Jewett City, CT/Griswold
38	D.J. Doyle	Fr.	DB	6-2	200	Thurmont, MD/Catoctin
39	Tim McNeil	Fr.	RB	5-11	210	Gales Ferry, CT/Ledyard
40	James Moore	Fr.	RB	6-0	235	Nashua, NH/Bishop Guertin
41	Kyle Petheram	R-Fr.	LB	6-1	215	Bainbridge Island, WA/Bainbridge
42	Rich Marrone	Sr.	LB	5-11	205	Brooklyn, NY/Poly Prep
43	Will Veix	So.	FB	6-2	210	Pipersville, PA/Central Bucks East
45	Rich Barche	Fr.	LB	6-2	210	Bellingham, MA/Bellingham
46	Mike Lacaria	Fr.	LB	6-0	210	Watertown, CT/Watertown
47	Matt Dorosh	R-Fr.	LB	6-4	225	Beacon Falls, CT/Milford Acad.
48	Steve Young	Sr.	DB	6-3	200	Brooklyn, NY/Xaverian
49	Tom Mele	Sr.	RB	5-11	225	Hillsdale, NJ/Don Bosco
49d	Cody Eyres	Fr.	DL	6-0	300	Mission Viejo, CA/Trabuco Hills
50	Justin Embler	Fr.	DL	6-3	225	Cinnaminson, NJ/Cinnaminson
51	Anthony Costella	R-Fr.	LB	5-10	220	Glen Ridge, NJ/Glen Ridge
52	Paul Graziadei	R-Fr.	OLB	6-2	225	Little Falls, NY/Bridgton Acad.
54	Peter Pulaski	R-Fr.	OL	6-0	260	Stratford, CT/St. Joseph's HS
54	Chris Mandas	Fr.	LB	5-11	215	Mission Viejo, CA/Trabuco Hills
55	Justin Swisher	Fr.	LB	5-10	205	Stone Ridge, NY/Roundout Valley
56	Tyler Foehr	Fr.	DL	6-4	260	Florence, NJ/Florence
57	Paul Perrelli	R-Fr.	LB	5-10	210	Milford, CT/Notre Dame-Fairfield
58	Chansler Davis	Jr.	OLB	6-4	220	Islip Terrace, NY/East Islip
59	Will Beattie	R-Fr.	DL	6-1	260	Fairfield, CT/Fairfield Ludlowe
61	CJ Schoelch	So.	OL	6-3	270	Fairfield, CT/Fairfield Ludlowe
62	David Monteith	R-So.	DL	6-2	260	Attenson, NH/Bridgton Acad.
63	Brian Walsh	Sr.	OL	6-5	320	Wakefield, MA/Malden Catholic
64	Paul Schweighart	R-Fr.	DL	6-4	285	Monmouth, NJ/Monmouth Regional
65	Mike Reho	R-Fr.	OL	6-5	300	Naugatuck, CT/Naugatuck
66	Ryan Arroyo	Sr.	OL	6-5	280	Florence, NJ/Florence Twp.
67	Bill Romaniello	Fr.	OL	6-2	275	Monroe, CT/Masuk
68	Aaron Thomae	R-Sr.	OL	6-6	320	Westford, MA/Westford Acad.
69	Robert Russell	R-So.	OL	6-5	320	Utica, NY/Proctor
70	Justin Smith	R-So.	OL	6-4	345	Binghamton, NY/Binghamton
72	Dan Plunkett	R-So.	OL	6-5	305	Quincy, MA/Catholic Memorial

74	Desmond Mighty	Fr.	OL	6-5	270	Windsor, CT/Windsor
75	Rakendrick Varnado	Fr.	OL	6-5	320	Ft. Worth, TX/Williston North Hampton
76	John Watts	Fr.	OL	6-3	275	Jacksonville, FL/Bartram Trail
78	Dylan Larson	Fr.	OL	6-3	275	Barneget Light, NJ/Southern
78d	Will Martin	Fr.	OL	6-3	295	Port Republic, NJ/Holy Spirit
79	Jason Pfalzgraf	R-So.	OL	6-0	275	Fairfield, CT/Fairfield HS
80	Rock Tate	Fr.	WR	6-4	190	Lantan, FL/Cardinal Newman
81	Chris Rapp	Jr.	TE	6-5	240	Ridgefield Park, NJ/Ridgefield Park
82	Tom Stripe	R-So.	TE	6-5	225	Mahwah, NJ/Mahwah
83	Liam Roecklien	R-Fr.	WR	6-4	200	Bronx, NY/Cardinal Spellman
84	Joseph Jamiel	Fr.	WR/RB	5-8	170	West Yarmouth, MA/Yarmouth
85	Mark Uyeno	R-So.	WR	6-2	190	Setauket, NY/Ward Melville
87	Cliff Ibarondo	R-Fr.	WR	6-4	170	West Tisbury, MA/Martha's Vineyard
88	Matt Maguire	R-So.	TE	6-5	250	Madison, CT/Berkshire Prep
89	Shawn Bennett	R-So.	WR	6-3	185	Jamaica, NY/Christ the King
90	Vinny Branchini	So.	DL	6-2	240	Longmeadow, MA/Longmeadow
92	Adam Conger	R-So.	DL	6-4	240	Randolph, NJ/Randolph
93	Andrew Costantino	R-So.	DL	6-1	265	Abiagton, MA/Bridgton Acad.
94	Charles Curry	R-So.	DL	6-3	240	Frederick, MD/Thomas Johnson
95	Matt Linnehan	Fr.	DL	6-1	255	Worcester, MA/Dougherty
96	Bill O'Brien	Jr.	DL	6-4	260	Lafayette, NY/Lafayette
97	Steve Ciliotta	R-Fr.	LB	6-2	210	Huntington Station, NY/Walt Whitman
98	Elijah Dixon	R-So.	DL	6-0	245	Patterson, NJ/Patterson Catholic



**Rich Marrone**  
Senior LB

# Paul Gorham Biography

## Head Coach

**Overall Record:** 15-27/4 years  
**SHU Record:** 15-27/4 years



**Alma Mater:**  
New Hampshire '94

# Paul Gorham



Entering his fifth year at the helm of the Sacred Heart football team, Paul Gorham has put his stamp on the Pioneer program. With his fourth solid recruiting class in place the offensive-minded coach has been able to begin putting the pieces of the puzzle together that match his game plans.

When he was introduced as Sacred Heart's seventh football coach in July of 2004, Gorham brought with him a wealth of experience and accomplishments in his inaugural season as a collegiate head coach. He compiled 18 years of experience in the trenches as an assistant at the Division I-AA and Division II levels, developing an innovative and exciting offensive philosophy.

In addition to his experience, he instilled a renewed sense of excitement and optimism in a program that just three years earlier had finished with a perfect 11-0 record and an I-AA Mid-Major National Championship. After losing three of the first four games of the 2004 campaign, he learned the abilities of each of his players, Gorham guided the Pioneers to four straight victories and five in the last six to finish the year 6-4.

Prior to joining the Pioneers, Gorham spent five years on the University of Massachusetts coaching staff as recruiting coordinator and wide receivers coach. Gorham helped lead the Minutemen to an overall record of 10-3 and a trip to the NCAA Division I-AA Playoffs in 2003. The team shared the Atlantic 10 Conference title with an 8-1 mark and UMass set school records for regular season victories (10) and conference victories (8). Gorham helped the offense average 380.4 yards and 28.3 points per game in 2003, including 231.6 passing yards per contest.

In addition to his duties as recruiting coordinator during his first three years with the Minutemen, Gorham coached the offensive linemen. In 2000, Gorham directed an offensive line that allowed the Minutemen to rush for 170.4 yards per game, while also supplying pass protection to let UMass throw for 232.4 yards per game. During his first season with the Minutemen, Gorham's offensive line paved the way for UMass to average 187.9 rushing yards and 248.5 passing yards per game.

Prior to his time at UMass, Gorham worked on the staff at Brown University for five seasons. He served as the offensive coordinator on Phil Estes' staff in 1998, after spending the previous four years as the offensive line coach under Mark Whipple. In 1998, Gorham directed a Brown offense that led the Ivy League with an average of 433.8 yards per game. In addition, Brown's 1998 offense established 25 team or individual records and five Ivy League team or individual marks. Among the Brown records set were passing yards in a season (3,316), first downs (240), pass completions (292), touchdown passes (26) and passing yards in a game (483 yards against Pennsylvania).

During his stint at Brown, Gorham helped develop the Bears' offensive line into one of the top units in I-AA. Gorham was also instrumental in recruiting wide receiver Sean Morey, Brown's first Ivy League Player of the Year (1997 and 1998).

Prior to going to Brown, Gorham served for six years under Whipple as the recruiting coordinator and offensive line coach at the University of New Haven. While at New Haven, he helped develop 1994 Division II Player of the Year Roger Graham and three additional first team All-Americans in Harry Boatswain (went on to play with the San Francisco 49ers), Rob Thompson (1988) and Scott Emmert (1992). The Chargers achieved national rankings on four occasions with an offense that led all NCAA Divisions in total offense (587.7 yards per game) and scoring offense (52.5 points per game) in 1992. Gorham also served as an assistant coach at the University of New Hampshire for two seasons when Whipple was the offensive coordinator.

A 1984 graduate of the University of New Hampshire, Gorham was an All-Yankee Conference tight end in 1983 for the Wildcats. He and his wife, Noreen, have a son, Matthew (born June 8, 1992), and a daughter, Emma (born April 21, 1995).

### HEAD COACHING EXPERIENCE:

- 2004- Sacred Heart University, Fairfield, CT
  - 2007 NEC Offensive Rookie of the Year Dale Fink, a Gorham recruit, becomes first Pioneer since 2001, and second in team history, to win a major NEC postseason award
  - Named school's sixth head football coach in June, 2004
  - Finished first season ranked seventh in *The Sports Network* Mid-Major standings

### ASSISTANT COACHING EXPERIENCE:

- 1999-03 University of Massachusetts, Amherst, MA
  - Recruiting coordinator all five years
  - Coached the offensive line in the first three seasons and wide receivers the last two
  - Helped lead the Minutemen to a 10-3 mark and shared the Atlantic 10 crown in 2003
  - Set school records for regular season (10) and conference wins (8)
  - The team's offense averaged more than 380 yards and 28.3 points in 2003
- 1994-1998 Brown University, Providence, RI
  - Offensive line coach the first four seasons and offensive coordinator in 1998
  - In 1998, Brown's offense led the Ivy League with an average of 433.8 yards per game and established 25 team or individual records
  - In 1997, the team set Ivy and school records for total offense
  - Produced three first-team All-Ivy League offensive linemen
  - Brown posted a 31-19 record during his five seasons
- 1988-1993 University of New Haven, New Haven, CT
  - Recruiting coordinator and offensive line coach under Mark Whipple
  - Coached four first team Division II All-Americans including 1994 DII Player of the Year Roger Graham and Harry Boatswain, who played with the San Francisco 49ers
  - In 1992, Chargers led all NCAA Divisions in total and scoring offense
- 1986-87 University of New Hampshire, Durham, NH
  - Wide receivers coach

### PLAYING EXPERIENCE:

- 1980-83 University of New Hampshire, Durham, NH
  - All-Yankee Conference tight end in 1983

### EDUCATION:

University of New Hampshire, Durham, NH

### PERSONAL:

- Wife - Noreen; two children - Matthew and Emma

### Paul Gorham at Sacred Heart

Year	Overall	NEC
2004	6-4	3-4
2005	4-6	3-4
2006	2-9	1-6
2007	3-8	0-6
<b>Totals</b>	<b>15-27</b>	<b>7-20</b>

## Campus Field Fairfield, CT



2007 Record: 3-8, 0-6 NEC

Sacred Heart

2007 Statistics



RUSHING	GP	Att	Gain	Loss	Net	Avg	TD	Long	Avg/G
PAYNE, Jason	11	186	1353	71	1282	6.9	10	75	116.5
JONES, Evin	10	77	347	13	334	4.3	3	22	33.4
FRIEDMAN, Brian	10	35	162	2	160	4.6	1	20	16.0
GURRIERI, Ed	7	28	112	10	102	3.6	1	9	14.6
ROBINSON, Shane	2	18	70	5	65	3.6	0	13	32.5
MCKEON, Tyler	6	19	45	43	2	0.1	0	11	0.3
TEAM	5	2	0	15	-15	-7.5	0	0	-3.0
FINK, Dale	9	35	70	144	-74	-2.1	0	13	-8.2
Total.....	11	400	2159	303	1856	4.6	15	75	168.7
Opponents.....	11	452	2074	355	1719	3.8	22	99	156.3

PASSING	G	Effic	Cmp-Att-Int	Pct	Yds	TD	Lng	Avg/G
FINK, Dale	9	142.11	160-257-8	62.3	1730	23	69	192.2
MCKEON, Tyler	6	94.09	49-85-4	57.6	464	0	42	77.3
TEDESCO, Steve	11	0.00	0-1-0	0.0	0	0	0.0	
FRIEDMAN, Brian	10	480.40	1-1-0	100.0	6	1	6	0.6
Total.....	11	130.81	210-344-12	61.0	2200	24	69	200.0
Opponents.....	11	161.63	183-288-3	63.5	2531	23	65	230.1

RECEIVING	G	No.	Yds	Avg	TD	Long	Avg/G
TEDESCO, Steve	11	59	737	12.5	11	44	67.0
BUNDY, Corey	11	53	510	9.6	3	69	46.4
PAYNE, Jason	11	21	175	8.3	3	40	15.9
JONES, Evin	10	17	85	5.0	0	17	8.5
HENLEY, Joey	4	13	218	16.8	5	42	54.5
PATTERSON, Tony	9	12	159	13.2	0	36	17.7
MELENDEZ, Dario	11	12	107	8.9	0	16	9.7
RAPP, Chris	11	10	105	10.5	1	34	9.5
STRIPE, Tom	11	4	39	9.8	0	12	3.5
FRIEDMAN, Brian	10	3	12	4.0	0	10	1.2
UYENO, Mark	8	2	19	9.5	0	12	2.4
BENNETT, Shawn	10	2	18	9.0	0	11	1.8
GURRIERI, Ed	7	1	10	10.0	0	10	1.4
FINK, Dale	9	1	6	6.0	1	6	0.7
Total.....	11	210	2200	10.5	24	69	200.0
Opponents.....	11	183	2531	13.8	23	65	230.1

SCORING	TD	PATs		Rush	Rcv	Pass	DXP	Saf	Points
		FGs	Kick						
PAYNE, Jason	13	0-0	0-0	0-0	0	0-0	0	0	78
TEDESCO, Steve	11	0-0	0-0	0-0	0	0-0	0	0	66
SCHROEDER, Joe	0	4-7	28-37	0-0	0	0-0	0	0	40
HENLEY, Joey	5	0-0	0-0	0-0	0	0-0	0	0	30
JONES, Evin	3	0-0	0-0	0-0	0	0-0	0	0	18
BUNDY, Corey	3	0-0	0-0	0-0	0	0-0	0	0	18
WILSON, John	2	0-0	0-0	0-0	0	0-0	0	0	12
RAPP, Chris	1	0-0	0-0	0-0	1	0-0	0	0	8
FRIEDMAN, Brian	1	0-0	0-0	0-0	0	0-0	0	0	6
FINK, Dale	1	0-0	0-0	0-0	0	1-2	0	0	6
GURRIERI, Ed	1	0-0	0-0	0-0	0	0-0	0	0	6
MCKEON, Tyler	0	0-0	0-0	0-0	0	0-0	0	0	2
TEAM	0	0-0	0-0	0-0	0	0-0	0	1	2
MARKS, Derek	0	0-0	1-1	0-0	0	0-0	0	0	1
Total.....	41	4-7	29-38	1-1	1	1-2	0	1	293
Opponents.....	49	7-12	45-48	0-0	0	0-0	0	1	362

FIELD GOALS	FGM-FGA	Pct	01-19	20-29	30-39	40-49	50-99	Lg	Blk
SCHROEDER, Joe	4-7	57.1	0-0	3-4	1-3	0-0	0-0	35	0

PUNT RETURNS	No.	Yds	Avg	TD	Long
WILSON, John	5	78	15.6	1	19
TEDESCO, Steve	4	73	18.2	0	54
BENNETT, Shawn	1	-2	-2.0	0	0
Total.....	10	149	14.9	1	54
Opponents.....	14	183	13.1	2	40

KICK RETURNS	No.	Yds	Avg	TD	Long
PAYNE, Jason	18	294	16.3	0	32
JONES, Evin	17	259	15.2	0	31
GURRIERI, Ed	10	262	26.2	0	54
FRIEDMAN, Brian	5	64	12.8	0	21
RAPP, Chris	2	3	1.5	0	7
TEDESCO, Steve	2	51	25.5	0	27
ROBINSON, Shane	1	22	22.0	0	22
BUESSEER, Mike	1	15	15.0	0	15
TEAM	1	0	0.0	0	0
CLAYTON, Andrew	1	17	17.0	0	17
Total.....	58	987	17.0	0	54
Opponents.....	39	783	20.1	0	41

PUNTING	No.	Yds	Avg	Long	TB	FC	I20	Blkd
MARKS, Derek	36	1339	37.2	55	1	8	9	1
TEAM	3	0	0.0	0	0	0	0	2
FRIEDMAN, Brian	2	84	42.0	44	0	0	1	0
Total.....	41	1423	34.7	55	1	8	10	3
Opponents.....	46	1611	35.0	60	3	9	14	2

INTERCEPTIONS	No.	Yds	Avg	TD	Long
ISLA, Andre	1	25	25.0	0	25
BROWN, Rishard	1	19	19.0	0	19
WILSON, John	1	54	54.0	1	54
Total.....	3	98	32.7	1	54
Opponents.....	12	189	15.8	2	61

DEFENSIVE LEADERS	GP	Tackles				Sacks		Pass Def		Fumbles		Blkd	
		UT	AT	Total	ForLoss	No-Yards	Int-Yds	BrUp	QBH	Rcv-Yds	FF	Kick	Saf
WILSON, John	11	52	52	104	30-4	.	1-54	.	.	1-0	2	1	.
YOUNG, Steve	11	42	26	68	40-21	10-5	.	6	.	.	.	1	.
MARRONE, Rich	11	17	43	60	25-9	.	.	3	.	.	1	.	.
HAYDEN, Bill	11	25	21	46	70-30	40-21	.	.	.	.	.	.	.
RICHARDSON, J.	11	17	26	43	70-22	25-16	.	1	.	3-5	2	.	.
GERAGHTY, Andre	8	21	22	43	45-19	10-10	.	.	.	.	1	.	.
CLAYTON, Andrew	7	20	23	43	30-7	05-2	.	.	.	1-0	.	1	.
ISLA, Andre	11	25	16	41	25-3	.	1-25	2	.	.	1	.	.
BROWN, Rishard	11	24	15	39	40-16	.	1-19	6	.	.	2	.	.
O'BRIEN, Bill	11	11	26	37	50-20	20-12	.	1	.	.	.	.	.
COCCO, Bryan	11	11	22	33	55-37	.	.	.	.	.	.	.	.
OCCHIUZZI, R.	10	14	18	32	65-34	20-15	.	.	1	.	1	.	.
VEIX, Will	11	8	18	26	15-2	.	.	2	.	1-0	.	.	.
MORTALI, A.	11	10	14	24	15-2	.	.	1	1	.	.	.	.
HODGES, Jeff	11	11	8	19	20-3	.	.	1	.	.	.	.	.
DAVIS, Chansler	7	7	11	18	35-20	10-12	.	1	1	.	1	.	.
GOODMOND, Brian	11	3	15	18	25-5	10-3	.	1	.	1-0	.	.	.
FLUMERE, Brian	9	10	7	17	20-12	10-9	.	.	.	1-0	.	.	.
THOMAS, Josh	9	12	4	16	.	.	.	.	.	.	.	.	.
COSTANTINO, A.	11	3	10	13	05-1	.	.	1	1	.	.	.	.
PELZER, James	8	7	4	11	.	.	.	1	.	.	.	.	.
MORTALI, Mike	8	6	4	10	.	.	.	.	.	.	.	.	.
DOROSH, Matt	2	6	4	10	15-7	.	.	.	.	.	.	.	.
LUONGO, Brett	9	5	4	9	.	.	.	.	.	1	.	.	.
LAWSON, Craig	7	6	.	6	.	.	.	.	.	.	.	.	.
GIBBONS, J.	5	.	4	4	.	.	.	.	.	.	.	.	.
MASTRANGELO, D.	4	3	1	4	05-2	.	.	.	.	.	.	.	.
JONES, Evin	10	.	3	3	.	.	.	1	.	.	.	.	.
SCHROEDER, Joe	11	3	.	3	.	.	.	.	.	.	.	.	.
CONNINGTON, S.	4	2	1	3	.	.	.	.	.	.	.	.	.
JACKSON, Sean	8	1	1	2	.	.	.	.	.	.	.	.	.
BENNETT, Shawn	10	2	.	2	.	.	.	.	.	.	.	.	.
DIXON, Elijah	4	1	1	2	.	.	.	.	.	.	.	.	.
SZYMANSKI, Zach	4	2	.	2	.	.	.	.	.	.	.	.	.
BUNDY, Corey	11	2	.	2	.	.	.	.	.	.	1	.	.
SMITH, Justin	11	1	.	1	.	.	.	.	.	.	.	.	.
HAVENER, Tom	9	1	.	1	.	.	.	.	.	.	.	.	.
BUESSEER, Mike	7	1	.	1	10-3	10-3	.	.	.	1	.	.	.
HART, Tom	1	1	.	1	.	.	.	.	.	.	.	.	.
RAPP, Chris	11	1	.	1	.	.	.	.	.	.	.	.	.
MARKS, Derek	11	1	.	1	.	.	.	.	.	.	.	.	.
FRIEDMAN, Brian	10	1	.	1	.	.	.	.	.	.	.	.	.
GURRIERI, Ed	7	1	.	1	.	.	.	.	.	.	.	.	.
PAYNE, Jason	11	1	.	1	.	.	.	.	.	.	.	.	.
GRAZIADEI, Paul	2	.	.	.	.	.	.	1	.	.	.	.	.
COPPOLA, Steve	2	.	.	.	.	.	.	1	.	.	.	.	.
TEAM	5	.	.	.	.	.	.	.	.	1-0	.	.	1
Total.....	11	398	424	822	71-279	17-108	3-98	29	5	9-5	13	4	1
Opponents.....	11	.	.	.	.	28-182	12-189	30	9	13-34	9	4	1

TEAM STATISTICS	SHU	OPP
SCORING	293	362

# Sacred Heart

# Record Book



Rushing Attempts	Record	Opponent	Date
Game: Ron Stopkoski	44	Iona	10/31/92
Season: Marvin Royal	257		2001
Career: Ed Pricolo	586		2002-05

Rushing Yards	Record	Opponent	Date
Game: Marvin Royal	302	Iona	10/28/00
Season: Ed Pricolo	1,339		2004
Career: Ed Pricolo	3,052		2002-05
Team Game:	459	Iona	10/28/00

Rushing TDs	Record	Opponent	Date
Game: Ed Pricolo	5	St. Francis (PA)	10/29/05
Longest: Donny Fowler	94 yards	Assumption	10/14/95
Season: Marvin Royal	16		2001
Career: Ed Pricolo	32		2002-05
Team Game:	NA		
Team Season:	NA		

Receptions	Record	Opponent	Date
Game: Doug Geoffrey	12	Stony Brook	10/14/00
Season: Steve Tedesco	59		2007
Career: Chris Wilkinson	112		1996-00
Team Game:	28	Stony Brook	10/14/00
Team Season:	210		2007

Receiving Yards	Record	Opponent	Date
Game: DeVeren Johnson	209	Robert Morris	9/22/01
Season: DeVeren Johnson	1,157		2001
Career: DeVeren Johnson	1,750		2000-01
Team Game:	333	Siena	9/2/01
Team Season:	2,608		2001

Receiving TDs	Record	Opponent	Date
Game:	3	Five Times	
Steve Tedesco (most recent)		Saint Francis (PA)	10/27/07
Longest: DeVeren Johnson	80	Stony Brook	10/14/00
Season: DeVeren Johnson	13		2001
Career: DeVeren Johnson	19		2000-01
Team Game:	NA		
Team Season:	26		2001

Passing Attempts	Record	Opponent	Date
Game: Tyler Arciaga	47	Stony Brook	10/21/06
Dale Fink	47	Saint Francis (PA)	10/27/07
Dale Fink	47	Cent. Conn. St.	11/3/07
Season: Tyler Arciaga	368		2006
Career: Tyler Arciaga	689		2003-06
Team Game:	NA		
Team Season:	372		2006

Completions	Record	Opponent	Date
Game: Tyler Arciaga	30	Stony Brook	10/21/06
Season: Tyler Arciaga	211		2006
Career: Tyler Arciaga	393		2003-06
Team Game:	28	Stony Brook	10/14/00
Team Season:	176		2001

Touchdown Passes	Record	Opponent	Date
Game:	4	Six Times	
Dale Fink (most recent)		Assumption	8/30/07
Longest: Dave Vogt	94 yards	Assumption	10/14/95
Season: Justin Holtfreter	26		2001
Career: Justin Holtfreter	40		2000-01
Team Game:	4	Monmouth	11/17/01
	4	Stony Brook	10/13/01
	4	Curry	10/19/95
Team Season:	26		2001

Passing Yardage	Record	Opponent	Date
Game: Tyler Arciaga	323	CCSU	11/5/05
Season: Justin Holtfreter	2,581		2001
Career: Tyler Arciaga	4,470		2003-06
Team Game:	333	Siena	9/29/01
Team Season:	2,608		2001

Touchdowns	Record	Opponent	Date
Game: Ed Pricolo	5	St. Francis (PA)	10/29/05
Season: Marvin Royal	18		2001
Career: Ed Pricolo	32		2002-05
Team Game:	9	Curry	11/4/95
Team Season:	62		2001

Points	Record	Opponent	Date
Game: Ed Pricolo	30	St. Francis (PA)	10/29/05
Season: Ed Pricolo	84		2005
Career: Tim Redican	228		1999-02
Team Game:	62	Curry	11/4/95
Team Season:	450		2001

Total Yards	Record	Opponent	Date
Game: Justin Holtfreter	303	Stony Brook	10/14/00
Season: Justin Holtfreter	1,887		2000
Career: Brian Ihlefeld	2,408		1993-96
Team Game:	587	Assumption	9/2/00
Team Season:	4,277		2001

Extra Points	Record	Opponent	Date
Game: Tim Redican	7	Iona	10/28/01
Season: Tim Redican	49		2001
Career: Tim Redican	114		1999-02
Team Game:	7	Iona	10/28/01
Team Season:	49		2001

Field Goals	Record	Opponent	Date
Game: Tim Redican	4	Assumption	9/2/00
Longest: Lou Monaco	47 yards	Stony Brook	10/5/96
Season: Tim Redican	16		2000
Career: Tim Redican	38		1999-02
Team Game:	4	Assumption	9/2/00
Team Season:	16		2000

Kickoff Return Yards	Record	Opponent	Date
Longest: Scott Warman	95 yards	Stony Brook	10/2/93

Punt Return Yards	Record	Opponent	Date
Longest: Kiheme Cowan	71 yards (TD)	St. John's	9/22/00

Punts	Record	Opponent	Date
Longest: Tony Palazzi	72 yards	C.W. Post	10/11/97
David Whalen	72 yards	Monmouth	11/8/03

Interceptions	Record	Opponent	Date
Game: Rob Stopkowski	3	St. Francis (PA)	9/17/94
Marc Scacciaferro	3	Iona	9/21/91
Longest: Bill Jonston	100 yards (TD)	Assumption	10/16/93
Season: Blake Neri	6		2001
Marc Scacciaferro	6		1991
Career: Brian Pawlowski	11		2000-02
Team Game:	5	Iona	9/21/91
Team Season:	24		2001
	24		1991

Tackles	Record	Opponent	Date
Game: Chris Roche	21	Bryant	11/14/98
Season: Kayode Mayowa	129		2000
Career: Kayode Mayowa	463		1999-02
Team Game:	NA		
Team Season:	875		1999

Sacks	Record	Opponent	Date
Game: Russ Greenberg	7	Upsala	11/16/91
Season: Odain Mitchell	16		2002
Career: Odain Mitchell	27		1999-02
Team Game:	12	Iona	11/16/02
Team Season:	47		2002



# Saint Francis (PA) Red Flash

2007 Record: 3-7, 2-4 NEC  
2007 NEC Finish: 6th



## Antoine Rivera

Rivera emerged as one of the conference's top targets. Finishing amongst the NCAA national leaders, Rivera averaged 88.5 yards per game receiving. The second team all-NEC pick caught 48 balls for 885 yards over ten starts. His seven touchdown grabs were second in the league, behind all-conference first teamer Steve Tedesco of Sacred Heart. The 6'3" Rivera has made it easier for the Red Flash to cope with the loss of Michael Caputo and Luke Palko, the top two all-time career receptions leaders in NEC history.

## Outlook/Notes

Their record may not reflect it, but the Saint Francis (PA) Red Flash made significant strides in elevating the program a year ago.

After dropping its first six contests, head coach Dave Opfar's club displayed both hunger and resiliency during a late-season surge that saw the Flash win three of their final four games. With the culprits of that success returning, Opfar suggests this could be a "get-over-the-hump" year for the Red Flash who have seven league wins over the past three seasons compared to the lone NEC victory they had when Opfar took the reigns.

"We started 20 new starters out there, and it required a learning curve," said Opfar of the Red Flash's early struggles. "We had silly plays that first-year starters make. A lot of those things were avoided later on in the season."

Quarterback George Little was picked off 13 times last season, but not once during the team's three victories. Running back Calvin Williams developed into a reliable option as his sophomore campaign transpired, epitomized by a 159-yard performance in a 23-20 road victory at Wagner.

"Continuity as the season wore on and the defense stepping up helped in the turnaround, too," said Opfar.

Making the defense's late-season cohesion even more exciting were the contributions of freshmen linebackers Scott Lewis, Matthew Parker, and Ryan Shepard. The team's top three leading tacklers in respective order, they have a lot to do with the bright outlook surrounding the Flash this summer.

"They [rookie linebackers] took over the defense. Their communication and work ethic are tremendous. They came in in tremendous shape, and you see a belief in these kids."

➤ Quarterback **George Little** led the NEC in total offense last season, edging out all-NEC signal caller Brett Burke of Monmouth. Even with a slow start to the season, Little averaged 194 yards per game on offense while totaling 19 touchdowns (16 pass, 3 rush).

➤ Seventh-year head coach **Dave Opfar's** playing resume includes a National Championship. A two-year starter for Penn State, Opfar made 46 tackles as a defensive lineman on The Nittany Lions 1982 championship team. His professional career took him to the star-studded USFL where he played three seasons with the Philadelphia Stars, winning two league crowns.

➤ The names of two former Red Flash appeared atop the NEC's all-time list in three major individual offensive statistical categories. Michael Caputo (2003-06) owns the all-time receptions mark (245) and receiving yards total (3,464). No NEC passer has thrown for more yardage than Anthony Doria (2003-06), who racked up 8,544 through the air.

## Red Flash to Watch

### Offensive Focus

#### Calvin Williams

Jr., RB, 5-11, 180  
Cleveland, OH/Cleveland South

*Started the team's final two NEC games.... Ran for a total of 238 yards in those two victories.*

He received only 26 total carries over Saint Francis' (PA) first four contests, but the speedy Williams broke through midway into his sophomore season to earn the starting job. The 5'11", 180-pound back finished with 721 yards and five scores on 147 rushing attempts. The greater Williams' contributions become, the less pressure talented junior quarterback George Little will face in reaching his full potential. During the Red Flash's three late-season wins, Williams totaled 481 yards on the ground while Little tossed seven TD passes without being intercepted.

### Defensive Focus

#### Scott Lewis

So., LB, 5-11, 200  
South Fork, PA/Bishop McCort

*2007 ECAC Defensive Rookie of the Year... NEC Defensive Rookie of the Year.. All-NEC First Team.*

Lewis enjoyed one of the most decorated rookie campaigns in Saint Francis' (PA) history, anchoring a young, exciting unit of linebackers. Voted the NEC's top defensive rookie, Lewis ranked fourth amongst all DI FCS tacklers (12.60 tackles/gm). His league-high 126 tackles stand as the fourth-best single-season total in NEC history and his 55 solo stops were 18th in the nation. Lauded by head coach Dave Opfar for his work ethic and leadership abilities along with his linebacking mates, Lewis was a key contributor to SFPA's late-season run. Classmates Matthew Parker and Ryan Shepard ranked second and third behind Lewis in tackling with 82 and 57, respectively.

**2008 schedule**

Date	Opponent	Result
9/6	at Virginia Military	1:00 pm
9/13	Marist	1:00 pm
9/20	at Duquesne	7:00 pm
9/27	at Morehead State	1:00 pm
10/4	<b>at Monmouth</b>	1:00 pm
10/11	<b>Sacred Heart</b>	1:00 pm
10/18	<b>Wagner</b>	1:00 pm
10/25	<b>at Albany</b>	4:00 pm
11/8	<b>at Central Conn. St.</b>	1:00 pm
11/15	<b>Robert Morris</b>	1:00 pm
11/22	Bryant	1:00 pm

NEC Games in **Bold**

**2007 results**

Date	Opponent	Time
9/8	Morehead State	L, 21-14
9/15	<b>at Robert Morris</b>	<b>L, 28-14</b>
9/29	at Liberty	L, 68-10
10/6	<b>Central Conn. St.</b>	<b>L, 43-7</b>
10/13	Duquesne	L, 24-17
10/20	<b>Albany</b>	<b>L, 58-21</b>
10/27	<b>at Sacred Heart</b>	<b>W, 35-30</b>
11/3	<b>Monmouth</b>	<b>L, 47-17</b>
11/10	<b>at Wagner</b>	<b>W, 23-20</b>
11/17	at LaSalle	W, 51-10

NEC Games in **Bold**

**all-time records**

Year	Record	Year	Record
1909	2-2	1983	1-7
1910	3-2-1	1984	1-7
1911	4-3-2	1985	0-9
1912	10-3	1986	5-4
1913	NA	1987	3-6
1914	4-2	1988	1-8
1915	2-3	1989	2-8
1916	No team	1990	4-6
1917	6-0	1991	6-3
1918	No team	1992	8-2-1
1919	3-4	1993	3-7
1920-21	No team	1994	2-7-1
1922	0-4	1995	0-10
1923	0-6		
1924	2-3		
1925	5-1-1		
1926	4-1		
1927	6-2		
1928	4-2-1		
1929	4-3-1		
1930	4-4		
1931	2-5-1		
1932-37	No team		
1938	1-6		
1939	0-7-1		
1940	6-2		
1941	6-0-1		
1942-46	No team		
1947	4-1		
1948	5-4		
1949	4-4-1		
1950	4-4		
1951	3-5		
1952	0-7		
1953	5-7		
1954-68	No teams		
1969	1-5		
1970	3-4		
1971	7-1		
1972	5-4		
1973	5-4		
1974	7-1		
1975	3-4-1		
1976	2-6		
1977	3-5-1		
1978	4-5		
1979	2-6		
1980	2-7		
1981	3-6-1		
1982	0-8-1		

**Overall Record: 206-351-16**  
**NEC Record: 10-67**

**Saint Francis (PA) vs. the NEC**

Opponent	Record
Albany	0-10
CCSU	3-13
Monmouth	3-13
Robert Morris	3-11-1
Sacred Heart	5-8
Wagner	3-15

Year	Record	Year	Record	NEC
1983	1-7	1996	3-7	0-4
1984	1-7	1997	2-9	0-4
1985	0-9	1998	0-10	0-5
1986	5-4	1999	2-9	1-6
1987	3-6	2000	0-11	0-8
1988	1-8	2001	0-10	0-7
1989	2-8	2002	2-8	1-6
1990	4-6	2003	1-9	0-7
1991	6-3	2004	3-8	1-6
1992	8-2-1	2005	3-8	3-4
1993	3-7	2006	3-8	2-6
1994	2-7-1	2007	3-7	2-4
1995	0-10			

**Quick Facts**

**General Information**

Location: Loretto, PA  
 Founded: 1847  
 Enrollment: 2,000  
 Nickname: Red Flash  
 Colors: Red and White  
 President: Rev. Gabriel Zeis, T.O.R.  
 Faculty Representative: Brent Ottaway  
 Athletic Director: Robert Krimmel  
 SWA: Erika Renwick  
 Home Field/Capacity: DeGol Field/3,450  
 Athletic Phone: (814) 472-3276

**Sports Information**

Sports Information Director.: Bob Volkert (814) 472-3916  
 SID Phone: (814) 472-3196  
 SID Fax Line: rvolkert@francis.edu  
 Press Box Phone: (814) 472-3128  
 Athletic Hotline Phone: (814) 472-3896  
 Website Address: goredflash.com

**Football Information**

Head Coach: Dave Opfar  
 Overall Record/Years: 15-48/6  
 Record at SFPA/Years: 15-48/6  
 Inaugural Football Season: 1909  
 2006 Record: 3-7  
 NEC Record/Place: 2-4/6th  
 Offensive System: Multiple  
 Defensive System: 3-4  
 Off. Starters Returning/Lost: 9/2  
 Def. Starters Returning/Lost: 7/4  
 Football Office Phone: (814) 472-3018

**Coaching Staff**

Asst. Head Coach/Def. Coord.: Darnel Richardson  
 Offensive Coord./QBs/Tight Ends: Kevin Rock  
 Linebackers: Michael Craig  
 Running Backs: Joe Thomas  
 Defensive Line: A.J. Anderson  
 Defensive Backs: Jay Roberts  
 Quarterbacks/Pass Game: Ralph DeSardo  
 Offensive Line: Ryan Faraci

**Depth Chart**

**Offense**

<b>WR</b>	<b>4</b>	<b>ANTOINE RIVERA (Sr., 6-3, 175)</b>
	11	Darnell Dixon (So., 6-1, 190)
<b>LT</b>	<b>70</b>	<b>NICK PETERSON (So., 6-2, 275)</b>
	76	Robert Dugan (Jr., 6-5, 315)
<b>LG</b>	<b>55</b>	<b>CHRISTOPHER BUZAS (So., 6-1, 270)</b>
	75	Jordan Kelly (Fr., 6-3, 275)
<b>C</b>	<b>56</b>	<b>CODY KEKIPI (Jr., 6-1, 270)</b>
	61	Sean Billings (Fr., 5-11, 261)
<b>RG</b>	<b>73</b>	<b>ALEXANDER SZOKE-BENTON (Sr., 6-4, 270)</b>
	77	Kevin Hernandez (So., 6-3, 360)
<b>RT</b>	<b>74</b>	<b>BRIAN DUSHATINSKI (Jr., 6-9, 315)</b>
	60	William Hall (Fr., 6-4, 295)
<b>TE</b>	<b>15</b>	<b>RYAN ZARNICH (So., 6-4, 230)</b>
	13	Matt Martella (Jr., 6-2, 230)
<b>QB</b>	<b>3</b>	<b>GEORGE LITTLE (Jr., 6-3, 190)</b>
	9	Colton Sipe (So., 6-2, 200)
<b>RB</b>	<b>21</b>	<b>CALVIN WILLIAMS (Jr., 5-11, 180)</b>
	32	Jude Yearwood (Jr., 6-0, 205)
<b>FB</b>	<b>36</b>	<b>BRONSON ABRIGO (Sr., 6-2, 250)</b>
	27	Daniel Conley (Fr., 6-0, 225)
<b>WR</b>	<b>83</b>	<b>JARED COLMER (Jr., 5-10, 170)</b>
	1	Omar Winston (So., 6-3, 190)

**Special Teams**

<b>PK</b>	<b>19</b>	<b>ZAK CAMPBELL (Fr., 5-10, 170)</b>
	47	Bobby Fuller (Sr., 6-3, 180)
<b>P</b>	<b>47</b>	<b>BOBBY FULLER (Sr., 6-3, 180)</b>
	31	Matthew Parker (So., 6-1, 210)

**Defense**

<b>DE</b>	<b>93</b>	<b>DAN HINDMAN (Sr., 6-2, 235)</b>
	98	Joseph Drago (Sr., 5-11, 250)
<b>DT</b>	<b>99</b>	<b>RUSSEL FISHER (Jr., 6-2, 260)</b>
	64	Alen Averi (So., 6-3, 260)
<b>DE</b>	<b>94</b>	<b>JAMES BETZ (So., 6-0, 185)</b>
	92	Joseph Fabie (So., 6-2, 240)
<b>SAM</b>	<b>33</b>	<b>TYLER GILLMEN (So., 5-10, 185)</b>
	48	Chad Iachini (Jr., 5-9, 175)
<b>LOU</b>	<b>31</b>	<b>MATTHEW PARKER (So., 6-1, 210)</b>
	50	Stephen Cardiff (Sr., 6-0, 210)
<b>MIKE</b>	<b>43</b>	<b>VAITOLU TALI (Sr., 6-0, 225)</b>
	40	Ryan Shepard (So., 6-0, 220)
<b>RODG</b>	<b>44</b>	<b>SCOTT LEWIS (So., 5-11, 200)</b>
	37	Jesse Stasko (Sr., 6-2, 190)
<b>CB</b>	<b>8</b>	<b>ROBERT HORNE (So., 6-1, 190)</b>
	7	Joshua Bentley (Jr., 6-3, 195)
<b>FS</b>	<b>12</b>	<b>BRENT SANDERS (So., 5-8, 190)</b>
	38	Cory Brown (So., 6-0, 185)
<b>HERO</b>	<b>5</b>	<b>SIIFA LAVALA (Jr., 6-0, 190)</b>
	41	Mike Zack (So., 6-0, 190)
<b>CB</b>	<b>2</b>	<b>RICKEY WILLIAMSON (Sr., 5-9, 175)</b>
	20	Terrance Long (Sr., 5-11, 175)

<b>KR</b>	<b>32</b>	<b>JUDE YEARWOOD (Jr., 6-0, 205)</b>
	1	Omar Winston (So., 6-3, 190)
<b>PR</b>	<b>4</b>	<b>ANTOINE RIVERA (Sr., 6-3, 175)</b>
	1	Omar Winston (So., 6-3, 190)

No.	Name	Yr.	Pos.	Ht.	Wgt.	Hometown/Previous School
1	Winston, Omar	So.	WR	6-3	190	Cleveland, OH/Cleveland South
2	Williamson, Rickey	Sr.	DB	5-9	180	Waldorf, MD/Crossland
3	Little, George	Jr.	QB	6-3	190	Duquesne, PA/Duquesne
4	Rivera, Antoine	Sr.	WR	6-3	175	Willingboro, NJ/Willingboro-BCIT
5	Lavala, Sifa	Jr.	DB	6-0	190	Silver Spring, MD/Springbrook
6	Sanders, Brent	So.	DB/RB	5-8	180	Pasadena, MD/Severna Park
7	Bentley, Joshua	Jr.	DB	6-3	195	Pittsburgh, PA/Schenley
8	Horne, Robert	So.	DB	6-1	190	Baltimore, MD/Loyola Blakefield
9	Sipe, Colton	Fr.	QB	6-2	200	Hummelstown, PA/Lower Dauphin
10	Vetterly, Brett	Fr.	QB	6-3	185	Sicklerville, NJ/Timbercreek
11	Dixon, Darnell	Fr.	WR	6-1	190	Severn, MD/Old Mill
12	Brown, Cory	So.	DB	6-0	185	Harrisburg, PA/Harrisburg
13	Martella, Matt	Jr.	TE	6-2	230	Portage, PA/Portage
14	Vecther, John	Jr.	WR	6-1	185	Pittsburgh, PA/Central Catholic
15	Zarnich, Ryan	So.	OL/LB	6-4	230	Rochester, PA/Rochester Area
16	Wertz, Alan	Fr.	WR	6-5	194	Altoona, PA/Bellwood-Antis
17	Davis, Matt	Sr.	QB	6-5	200	Arnold, MD/Saint Mary's
18	Howze, Anthony	Fr.	WR	6-2	180	Upper Marlboro, MD/Riverdale Baptist
19	Campbell, Zak	Fr.	K	5-10	170	Munhall, PA/Steel Valley
20	Long, Terrance	Sr.	DB	5-11	175	San Diego, CA/Madison
21	Williams, Calvin	Jr.	RB	5-11	180	Cleveland, OH/Cleveland South
22	Halbig, Frederick	Jr.	RB	5-10	190	New Paris, PA/Chestnut Ridge
24	Austin, Regis	Jr.	RB	5-10	190	Brandywine, MD/Gwynn Park
25	Rivera-Ortiz, Richard	So.	DB	5-11	175	Philadelphia, PA/Abraham Lincoln
26	McConnell, Luke	Fr.	DB	5-11	165	Westminster, CO/Bishop Guilfoyle
27	Conley, Daniel	Fr.	FB	6-0	225	Burgettstown, PA/Burgettstown
28	Beatty, Adam	So.	DB	6-0	190	Pittsburgh, PA/North Catholic
29	Shankel, Benjamin	Fr.	LB	6-2	210	East Canton, OH/East Canton
30	Wingersahn, Richard	Fr.	LB	6-3	200	Pittsburgh, PA/Keystone Oaks
31	Parker, Matthew	So.	LB	6-1	210	Darlington, PA/Blackhawk
32	Yearwood, Jude	So.	DB	6-0	220	Elkridge, MD/Howard
33	Gillmen, Tyler	So.	RB/LB	5-10	185	Tyrone, PA/Tyrone
34	Burke, Tyrone	Fr.	DB	5-10	180	Chambersburg, PA/Chambersburg
35	Armstead, Tony	Fr.	DB	5-9	180	Harrisburg, PA/Harrisburg
36	Abrego, Bronson	Sr.	FB	6-2	250	Wahiawa, HI/Saint Louis
37	Stasko, Jesse	Sr.	DB	6-2	190	Elizabeth, PA/Elizabeth
38	Cabry, Michael	Fr.	FB	6-0	227	Coatesville, PA/Bishop Shanahan
39	Baker, Tyler	Fr.	FB	5-10	210	Rockwood, PA/Rockwood
40	Shepard, Ryan	So.	LB/FB	6-0	220	Kittanning, PA/Kittanning
41	Zack, Mike	So.	WR	6-1	190	Marion Hgts., PA/Our Lady of Lourdes
42	Drago, Christopher	Fr.	LB	6-1	240	Perrineville, NJ/Notre Dame HS
43	Tali, Ray	Jr.	LB	6-0	225	Pago Pago, American Samoa/Fagaitua
44	Lewis, Scott	So.	LB	5-11	200	South Fork, PA/Bishop McCort
45	Burkert, Seth	Fr.	FB	6-0	195	Fleetwood, PA/Fleetwood
46	Mitchell, Tyler	Fr.	LB	6-0	200	Altoona, PA/Altoona
47	Fuller, Bobby	Sr.	P/K	6-3	180	Mount Savage, MD/Beall
48	Iachini, Chad	Jr.	DB	5-9	175	Claysburg, PA/Claysburg-Kimmel
49	Wertz, Don	Fr.	K	5-11	195	Dysart, PA/Penn Cambria
50	Cardiff, Stephen	So.	LB	6-0	210	Trafford, PA/Norwin
51	Adams, Zackary	Jr.	DL	6-0	245	Cresson, PA/Penn Cambria
52	Walz, Garrett	Fr.	OL	6-1	250	Pittsburgh, PA/Seton LaSalle
53	DeGoll III, Bruno	Fr.	LB	5-10	190	Tyrone, PA/Bellwood-Antis
54	Revtai, Ryan	Fr.	LB	6-1	220	Oakdale, PA/West Allegheny
55	Buzas, Christopher	So.	OL	6-1	270	Erie, PA/Erie Cathedral Prep
56	Kekipi, Cody	Jr.	OL	6-1	270	Waimanalo, HI/Punahou
59	Grimes, Daniel	Fr.	LB	6-1	220	Villa Park, IL/Montini Catholi
60	Hall, William	Fr.	OL	6-4	295	New Salem, PA/Uniontown Area
61	Billings, Sean	Fr.	DL	5-11	261	Portage, PA/Bishop Carroll
62	Duffy, Ryan	Fr.	OL	6-0	265	Altoona, PA/Altoona
64	Averi, Alen	So.	DL	6-3	260	Nanty Glo, PA/Central Cambria
67	Goodwin, David	Fr.	OL	6-4	315	Westminster, MD/Baltimore Lutheran
68	Rush, Scott	Fr.	OL	6-4	300	Moon Township, PA/Moon Area
70	Peterson, Nick	So.	OL	6-2	275	Canyon, CA/Canyon County
73	Szoke-Benton, Alex	Sr.	OL	6-4	270	Kunkletown, PA/Pius X
74	Dushatinski, Brian	Jr.	OL	6-9	315	Syracuse, NY/Christian Brothers
75	Kelly, Jordan	Fr.	OL	6-3	275	Pittsburgh, PA/Seton La Salle
76	Dugan, Robert	So.	OL	6-5	315	Gaithersburg, MD/Gaithersburg
77	Hernandez, Kevin	So.	OL	6-3	360	Catonsville, MD/Western Tech
78	Print, Paul	Fr.	DL	6-4	240	Olmsted Twp., OH/Olmsted Falls
80	Blahovec, Zac	Fr.	WR	6-2	185	Youngwood, PA/Hempfield
82	Bender, Luke	So.	WR	6-4	195	Carrolltown, PA/Bishop Carroll
83	Colmer, Jared	Jr.	WR	5-10	165	Duncansville, PA/Holidaysburg
84	Perry, De'Andre	Fr.	DB	6-2	185	Mishawaka, IN/John Adams
85	Collins, Wesley	Fr.	WR	5-9	160	Union, NJ/Union
86	Stasko, Ian	Sr.	WR	6-2	175	Elizabeth, PA/Elizabeth
87	Fleurissaint, Jean	Jr.	TE	6-4	240	Randolph, MA Cathedral
88	Wirfel, Brent	Fr.	WR	6-0	170	Gallitzin, PA/Penn Cambria
89	Yon, Calvin	So.	WR	5-9	160	Altoona, PA/Altoona
91	Kellman, Randy	Fr.	DL	6-6	270	London, England/Celebration
92	Fabie, Joseph	So.	LB	6-2	240	York, PA/York Catholic
93	Hindman, Dan	Sr.	DL	6-2	235	Elizabeth, PA/Elizabeth
94	Betz, James	So.	DL	6-0	185	Pittsburgh, PA/Seton LaSalle
98	Drago, Joseph	Jr.	DL	5-11	250	Perrineville, NJ/Notre Dame
99	Fisher, Russel	Jr.	DL	6-2	260	Kailua, HI/Mid Pac Institute
--	Bolig, Robert	Fr.	OL	6-3	300	Johnstown, PA/Richland
--	Cragway, Nathan	So.	DB	6-3	185	Detroit, MI/Southeastern
--	Drago, John	Fr.	OL	6-3	275	Perrineville, NJ/Notre Dame

# Saint Francis (PA)



# 2008 Roster

- Fleurissaint, Riccardo So. WR 6-1 195 Randolph, MA/Cathedral
- Harper, Jordan Fr. DB 6-4 215 McKeesport, PA/McKeesport
- Menzler, Tyler Fr. OL 6-2 285 Donora, PA/Ringgold
- Merricks, Dontre Fr. RB 5-10 175 Linden, NJ/Cardinal McCarrick



**Jude Yearwood**  
Sophomore DB

# Dave Opfar Biography



Saint Francis head football coach Dave Opfar has been moving the Red Flash program closer to becoming a contender for the Northeast Conference crown during each of the past six seasons.

He inherited a program that had once lost 23 consecutive games, but the Red Flash have shown signs of growth since his arrival. In the past three seasons, Saint Francis has totaled seven conference wins compared to the lone NEC victory it had prior to Opfar's arrival.

In 2007, Opfar's Red Flash started slow, but finished strong to win three of their last four.

Throughout his career, both as a player and coach, Opfar has thrived in finding ways to win on the gridiron. As a player, he captured a national championship at Penn State and two United States Football League titles with the Philadelphia Stars. As a coach, Opfar has carved out a reputation within the collegiate ranks as a brilliant tactician on the defensive side of the ball.

Opfar became St. Francis' head football coach in December of 2001 after serving as defensive coordinator at Washington and Jefferson College for three seasons (1999-2001). During his stint at the Division III powerhouse, the Presidents posted a record of 29-6. Washington and Jefferson led the Presidents Athletic

Conference (PAC) in fewest points allowed (11.5 ppg), pass defense (90.2 yards/game), turnover margin (+12) and sacks (35) in 2001. The 11.5 points allowed/game ranked sixth in the nation.

A starting defensive tackle on Penn State's national championship team in 1982, Opfar was a two-year starter for the Nittany Lions before graduating in 1983. He finished tied for seventh on the Nittany Lions' 1982 national championship squad with 46 tackles, including 33 solo stops and three sacks. From there, it was on to the Philadelphia Stars and the USFL. The Stars played in the USFL championship game in each of Opfar's three seasons, winning league titles in 1984 and 1985.

Following his USFL career, Opfar worked briefly as a counselor at a correctional facility for youths before signing a free agent contract with the Steelers in 1986. He started three games for Pittsburgh during the National Football League players' strike that year.

At the conclusion of his season with the Steelers, Opfar played three years in the Arena Football League with the Pittsburgh Gladiators (1988), Albany Firebirds (1989) and San Antonio Force (1990). After four years of college action and seven seasons in the professional ranks, Opfar finally took off his helmet for good in 1990. But it didn't take long for him to move to the other side of the whistle.

After two seasons as Pat Monroe's defensive coordinator at Duquesne High School, Opfar landed at Duquesne University, where he reunited with another former Penn State teammate, Greg Gattuso, the Dukes' head coach. Opfar served as Duquesne's defensive coordinator for two seasons and as an assistant for five years, helping the Dukes to two Metro Atlantic Athletic Conference (MAAC) championships in 1996 and 1997.

From Duquesne, it was back to his alma mater as a graduate assistant coach working with Penn State's offensive linemen. After two years on Joe Paterno's staff, Opfar returned to Western Pennsylvania, landing at Washington and Jefferson.

## Head Coach

**Overall Record:** 15-48/6 years  
**SFPA Record:** 15-48/6 years



**Alma Mater:**  
Penn State '83

# Dave Opfar

### HEAD COACHING EXPERIENCE:

- 2001- St. Francis (PA) University, Loretto, PA
  - 2007 NEC Defensive Rookie of the Year Scott Lewis became first member of SFPA defense to claim outright possession of a major NEC postseason award
  - Finished 2005 with 3-4 NEC record, best in team history
  - Became the school's 24th head coach in December, 2001

### ASSISTANT COACHING EXPERIENCE:

- 1999-01 Washington & Jefferson College, Washington, PA
  - Defensive Coordinator
  - Finished the 2001 season with an 11-1 record and advanced to the second round of the NCAA Division III playoffs
  - Presidents qualified for NCAA postseason play in each of his three seasons and posted a 29-6 overall record during his tenure
  - W&J led the Presidents Athletic Conference (PAC) in fewest points allowed, pass defense, turnover margin and sacks in 2001
- 1998 Penn State University, State College, PA
  - Offensive Line, Tight Ends coach (Graduate Assistant)
- 1993-97 Duquesne University, Pittsburgh, PA
  - Defensive Coordinator (1996-97)
  - Defensive Line, Linebackers and Special Teams coach (1993-95)
  - Helped lead Dukes to back-to-back MAAC titles in 1996 and 1997
  - In 1997, Duquesne led the nation in fewest points allowed and finished fourth in the country in total defense

### PLAYING EXPERIENCE:

- 1990 San Antonio Force (Arena League)
- 1989 Albany Firebirds (Arena League)
- 1988 Pittsburgh Gladiators (Arena League)
- 1986 Pittsburgh Steelers
- 1983-85 Philadelphia Stars (USFL)
  - Played in USFL Championship game in each of his three seasons with the club, winning the title in 1984 and 1985
- 1978-82 Penn State University, State College (PA)
  - Two-year starter at defensive tackle
  - Member of 1982 National Championship team

### EDUCATION:


- Penn State, State College, PA
  - Bachelor of Science, 1983, Rehabilitation Education

### PERSONAL:

- One daughter - Ashley.
- Born on January 16, 1960

### Dave Opfar at Saint Francis

Year	Overall	NEC
2002	2-8	1-6
2003	1-9	0-7
2004	3-8	1-6
2005	3-8	3-4
2006	3-8	2-6
2007	3-7	2-4
<b>Totals</b>	<b>15-48</b>	<b>9-33</b>



**DeGol Field**  
Loretto, PA

2007 Record: 3-7, 2-4 NEC

Saint Francis (PA)



2007 Statistics

RUSHING	GP	Att	Gain	Loss	Net	Avg	TD	Long	Avg/G
WILLIAMS, Cal.	10	147	721	78	643	4.4	5	85	64.3
RICHARDS, A.	6	79	422	22	400	5.1	0	65	66.7
YEARWOOD, Jude	9	22	156	6	150	6.8	0	73	16.7
ARDESTANI, A.	2	13	39	10	29	2.2	0	8	14.5
GILLMEN, Tyler	10	1	28	0	28	28.0	0	28	2.8
BRAGG, Gawain	6	8	23	3	20	2.5	0	10	3.3
MAGULICK, Leo	3	1	17	0	17	17.0	0	17	5.7
LITTLE, George	10	68	177	169	8	0.1	3	17	0.8
WINSTON, Omar	9	2	7	0	7	3.5	0	7	0.8
BISHOP, Brandon	10	1	1	0	1	1.0	0	1	0.1
DAVIS, Matt	3	1	0	0	0	0.0	0	0	0.0
RIVERA, Antoine	10	2	1	8	-7	-3.5	1	1	-0.7
ULM, Aaron	4	1	0	9	-9	-9.0	0	0	-2.2
TEAM	7	4	0	12	-12	-3.0	0	0	-1.7
Total.....	10	350	1592	317	1275	3.6	9	85	127.5
Opponents.....	10	406	2244	306	1938	4.8	20	75	193.8

PASSING	G	Effic	Cmp-Att-Int	Pct	Yds	TD	Lng	Avg/G
LITTLE, George	10	112.80	144-295-13	48.8	1928	16	62	192.8
MARTELLA, Matt	8	0.00	0-1-0	0.0	0	0	0	0.0
Total.....	10	112.42	144-296-13	48.6	1928	16	62	192.8
Opponents.....	10	134.86	142-267-12	53.2	1939	24	66	193.9

RECEIVING	G	No.	Yds	Avg	TD	Long	Avg/G
RIVERA, Antoine	10	48	885	18.4	7	62	88.5
WINSTON, Omar	9	20	305	15.2	3	44	33.9
WILLIAMS, Cal.	10	17	80	4.7	0	22	8.0
EISON, Troy	10	13	192	14.8	2	43	19.2
DeLEO, Joe	10	13	175	13.5	0	30	17.5
RICHARDS, A.	6	9	61	6.8	0	12	10.2
ZARNICH, Ryan	8	7	90	12.9	4	22	11.2
BISHOP, Brandon	10	5	48	9.6	0	15	4.8
BRAGG, Gawain	6	4	28	7.0	0	11	4.7
COLMER, Jared	4	3	19	6.3	0	8	4.8
WRIGHT-EASY, G.	8	2	31	15.5	0	19	3.9
ULM, Aaron	4	1	7	7.0	0	7	1.8
TALI, Vaitolu	9	1	6	6.0	0	6	0.7
ABRIGO, Bronson	8	1	1	1.0	0	1	0.1
Total.....	10	144	1928	13.4	16	62	192.8
Opponents.....	10	142	1939	13.7	24	66	193.9

SCORING	TD	PATs			Pass	DXP	Saf	Points
		FGs	Kick	Rush				
RIVERA, Antoine	8	0-0	0-0	0-0	0	0-0	0	48
SCIULLI, Adam	0	7-13	26-27	0-0	0	0-0	0	47
WILLIAMS, Cal.	5	0-0	0-0	0-0	0	0-0	0	30
ZARNICH, Ryan	4	0-0	0-0	0-0	0	0-0	0	24
WINSTON, Omar	3	0-0	0-0	0-0	0	0-0	0	18
LITTLE, George	3	0-0	0-0	0-0	0	0-0	0	18
EISON, Troy	2	0-0	0-0	0-0	0	0-0	0	12
SANDERS, Brent	1	0-0	0-0	0-0	0	0-0	0	6
PARKER, Matthew	1	0-0	0-0	0-0	0	0-0	0	6
Total.....	27	7-13	26-27	0-0	0	0-0	0	209
Opponents.....	46	11-13	38-43	0-1	1	1-2	0	349

FIELD GOALS	FGM-FGA	Pct	01-19	20-29	30-39	40-49	50-99	Lg	Blk
SCIULLI, Adam	7-13	53.8	0-0	5-6	1-3	1-4	0-0	43	2

PUNT RETURNS	No.	Yds	Avg	TD	Long
RIVERA, Antoine	14	129	9.2	0	41
COLMER, Jared	2	14	7.0	0	9
YEARWOOD, Jude	2	6	3.0	0	6
IACHINI, Chad	1	26	26.0	0	0
SANDERS, Brent	0	13	0.0	1	13
Total.....	19	188	9.9	1	41
Opponents.....	37	452	12.2	1	53

KICK RETURNS	No.	Yds	Avg	TD	Long
YEARWOOD, Jude	23	472	20.5	0	30
BRAGG, Gawain	11	253	23.0	0	40
WINSTON, Omar	9	197	21.9	0	41
RICHARDS, A.	5	101	20.2	0	38
WILLIAMS, Cal.	3	55	18.3	0	32
LEWIS, Scott	2	14	7.0	0	10
BETZ, James	1	15	15.0	0	15
JACKSON, Adonis	1	3	3.0	0	3
PARKER, Matthew	1	0	0.0	0	0
MARTELLA, Matt	1	3	3.0	0	3
Total.....	57	1113	19.5	0	41
Opponents.....	37	822	22.2	0	73

PUNTING	No.	Yds	Avg	Long	TB	FC	I20	Blkd
FULLER, Bobby	59	2182	37.0	60	4	12	8	2
TEAM	2	0	0.0	0	0	0	0	0
Total.....	61	2182	35.8	60	4	12	8	2
Opponents.....	52	2073	39.9	59	5	7	20	1

DEFENSIVE LEADERS	GP	Tackles				No-Yards	Int-Yds	BrUp	QBH	Fumbles	Blkd	
		UT	AT	Total	ForLoss							
LEWIS, Scott	10	55	71	126	10.0-43	2.5-20	.	3	2	1-0	1	
PARKER, Matthew	10	31	52	83	7.0-26	2.0-12	3-88	1	.	1-0	.	
SHEPARD, Ryan	10	24	33	57	7.0-35	2.0-18	.	1	2	.	.	
JONES, Antoine	10	19	37	56	6.5-20	2.0-9	.	3	3	.	.	
LAVALA, Siafa	10	29	25	54	5.0-22	2.5-17	.	1	.	.	1	
BENINATO, Louis	10	17	28	45	4.0-18	2.0-13	.	5	.	1-0	.	
SEVELO, Fehi	9	21	23	44	11.5-41	3.5-23	.	.	.	.	.	
WILLIAMSON, R.	10	24	10	34	4.0-5	.	1-32	8	.	.	.	
BENTLEY, Joshua	8	13	18	31	.	.	.	4	.	.	.	
.GILLMEN, Tyler	10	14	17	31	.	.	1-11	1	.	.	.	
HORNE, Robert	10	15	9	24	.	.	1-0	4	.	.	.	
COLEMAN, Antawn	10	6	14	20	1.0-2	.	.	2-64	3	.	.	
TALI, Vaitolu	9	6	14	20	1.5-10	1.0-9	.	.	.	.	.	
FISHER, Russel	10	4	14	18	7.5-34	2.0-17	1-45	1	3	.	.	
WILLIAMS, Cor.	7	7	9	16	.	.	2-13	2	.	.	.	
SHANNON, C.	9	4	11	15	2.5-16	1.0-12	.	3	1-0	.	.	
SHINE, Matt	10	5	9	14	2.0-5	0.5-2	.	.	.	.	.	
HINDMAN, Dan	10	1	12	13	0.5-2	.	.	.	1-0	.	.	
ARDESTANI, A.	2	6	5	11	1.0-4	.	.	.	.	.	.	
YEARWOOD, Jude	9	4	6	10	.	.	.	.	.	.	.	
BETZ, James	5	2	4	6	.	.	.	.	.	.	.	
WINSTON, Omar	9	3	3	6	.	.	.	.	2-0	.	.	
CARDIFF, S.	7	1	4	5	.	.	.	.	.	.	.	
2SANDERS, Brent	7	2	3	5	.	.	1-0	.	.	.	.	
AVERI, Alen	4	2	3	5	1.0-3	.	.	.	.	.	.	
HUTTON, Marcus	2	.	4	4	.	.	.	1	.	.	.	
IACHINI, Chad	9	2	1	3	.	.	.	.	.	1	.	
RIVERA-ORTIZ, R	4	1	2	3	.	.	.	.	.	.	.	
TEAM	7	3	.	3	.	.	.	.	1-0	.	.	
SZOKE-BENTON	9	2	.	2	.	.	.	.	.	.	.	
WILLIAMS, Cal.	10	1	1	2	.	.	.	.	.	.	.	
ZARNICH, Ryan	8	1	1	2	.	.	.	.	.	.	.	
RIVERA, Antoine	10	2	.	2	.	.	.	.	.	.	.	
FULLER, Bobby	10	2	.	2	.	.	.	.	.	.	.	
SIPE, Colton	1	1	.	1	.	.	.	.	.	.	.	
LITTLE, George	10	.	1	1	.	.	.	.	.	.	.	
MAGULICK, Leo	3	1	.	1	.	.	.	.	.	.	.	
BISHOP, Brandon	10	.	1	1	.	.	.	.	.	.	.	
BEATTY, Adam	3	1	.	1	1.0-1	.	.	.	.	.	.	
WRIGHT-EASY, G.	8	1	.	1	.	.	.	.	.	.	.	
Total.....	10	333	445	778	73-287	21-152	12-253	37	14	8-0	2	1
Opponents.....	10	.	.	.	.	20-148	13-156	46	24	15-45	14	5

INTERCEPTIONS	No.	Yds	Avg	TD	Long
PARKER, Matthew	3	88	29.3	1	61
WILLIAMS, Cor.	2	13	6.5	0	10
COLEMAN, Antawn	2	64	32.0	0	47
WILLIAMSON, R.	1	32	32.0	0	32
GILLMEN, Tyler	1	11	11.0	0	11
FISHER, Russel	1	45	45.0	0	42
HORNE, Robert	1	0	0.0	0	0
SANDERS, Brent	1	0	0.0	0	0
Total.....	12	253	21.1	1	61
Opponents.....	13	156	12.0	1	61

TEAM STATISTICS	SFPA	OPP
SCORING	209	349
Points Per Game	20.9	34.9
FIRST DOWNS	152	188
Rushing	65	103
Passing	82	76
Penalty	5	9
RUSHING YARDAGE	1275	1938
Yards gained rushing	1592	2244
Yards lost rushing	317	306
Rushing Attempts	350	406
Average Per Rush	3.6	4.8
Average Per Game	127.5	193.8
TDs Rushing	9	20
PASSING YARDAGE	1928	1939
Att-Comp-Int	296-144-13	267-142-12
Average Per Pass	6.5	7.3
Average Per Catch	13.4	13.7
Average Per Game	192.8	193.9
TDs Passing	16	24
TOTAL OFFENSE	3203	3877
Total Plays	646	673
Average Per Play	5.0	5.8
Average Per Game	320.3	387.7
KICK RETURNS: #-YDS	57-1113	37-822
PUNT RETURNS: #-YDS	19-188	37-452
INT RETURNS: #-YDS	12-253	13-156

TEAM STATISTICS	SFPA	OPPKICK
RETURN AVERAGE	19.5	22.2
PUNT RETURN AVERAGE	9.9	12.2
INT RETURN AVERAGE	21.1	12.0
FUMBLES-LOST	23-15	15-8
PENALTIES-YARDS	43-359	60-731
Average Per Game	35.9	73.1
PUNTS-YARDS	61-2182	52-2073
Average Per Punt	35.8	39.9
Net punt average	27.0	34.3
TIME OF POSSESSION/GM	30:04	29:46
3RD-DOWN CONV.	40/139	52/135
3rd-Down Pct	29%	39%
4TH-DOWN CONV.	10/18	8/15
4th-Down Pct 56%	53%	
SACKS BY-YARDS	21-152	20-148
MISC YARDS	-15	2
TOUCHDOWNS SCORED	27	46
FIELD GOALS-ATTEMPTS	7-13	11-13
ON-SIDE KICKS	1-1	0-2
RED-ZONE SCORES	19-29 66%	38-43 88%
RED-ZONE TDs	13-29 45%	28-43 65%
PAT-ATTEMPTS	26-27 96%	38-43 88%
ATTENDANCE	6180	19308
Games/Avg Per Game	5/1236	5/3862
Neutral Site Games		0/0

# Saint Francis (PA)



## Record Book

<b>Rushing Attempts</b>	<b>Record</b>	<b>Opponent</b>	<b>Date</b>
Game: Michael Hall	47	La Salle	10/4/03
Season: Todd Harris	275		2006
Career: Todd Harris	706		2003-06
Team Game: Todd Harris	65	Mercyhurst	10/1/94
Team Season:	446		1992

<b>Rushing Yards</b>	<b>Record</b>	<b>Opponent</b>	<b>Date</b>
Game: Ted Helsel	337	Gallaudet	11/3/79
Season: Todd Harris	1,330		2006
Career: Todd Harris	3,414		2003-06
Team Game: Todd Harris	435	Gallaudet	11/3/79
Team Season:	1,871		2006

<b>Rushing TDs</b>	<b>Record</b>	<b>Opponent</b>	<b>Date</b>
Game:	3 (four times)		
Longest: Dave Sheredy	81	St. Vincent	10/28/78
Season: Todd Harris	11		2006
Career: Todd Harris	20		2003-06
Team Game:	9	Niagara	10/17/87
Team Season:	18		1978

<b>Receptions</b>	<b>Record</b>	<b>Opponent</b>	<b>Date</b>
Game: Jeremy Nunamaker	18	Sacred Heart	10/2/99
Season: Michael Caputo	92		2005
Career: Michael Caputo	245		2003-06
Team Game: Michael Caputo	39	Albany	10/11/03
Team Season:	209		1993

<b>Receiving Yards</b>	<b>Record</b>	<b>Opponent</b>	<b>Date</b>
Game: Michael Caputo	294	Sacred Heart	10/29/05
Season: Michael Caputo	1,433		2005s
Career: Michael Caputo	3,464		2003-06
Team Game: Michael Caputo	530	Sacred Heart	10/29/05
Team Season:	3,230		2005

<b>Receiving TDs</b>	<b>Record</b>	<b>Opponent</b>	<b>Date</b>
Game: Dan Mathis	3	Hartwick	10/24/92
	3	Sacred Heart	10/29/05
Longest: Sam Campoli	92 yards	Mercyhurst	11/4/97
Season: Dan Mathis	12		1992
	12		2005
Career: Michael Caputo	31		2003-06
Team Game: Michael Caputo	5	Brooklyn	9/16/89
	5	Sacred Heart	10/29/05
Team Season:	24		2005

<b>Passing Attempts</b>	<b>Record</b>	<b>Opponent</b>	<b>Date</b>
Game: Anthony Doria	63	Albany	10/11/03
Season: Anthony Doria	409		2005
Career: Anthony Doria	1,345		2003-06
Team Game: Anthony Doria	64	Albany	10/11/03
Team Season:	465		2005

<b>Completions</b>	<b>Record</b>	<b>Opponent</b>	<b>Date</b>
Game: Anthony Doria	38	Albany	10/11/03
Season: Anthony Doria	252		2005
Career: Anthony Doria	743		2003-06
Team Game: Anthony Doria	39	Albany	10/11/03
Team Season:	276		2005

<b>Touchdown Passes</b>	<b>Record</b>	<b>Opponent</b>	<b>Date</b>
Game: Anthony Doria	4	Robert Morris	9/24/05
	4	Sacred Heart	10/29/05
Longest: Jeremy Swords	92 yards	Mercyhurst	10/4/97
Season: Anthony Doria	21		2005
Career: Anthony Doria	61		2003-06
Team Game: Anthony Doria	5	Brooklyn	9/16/89
Team Season:	24		2005

<b>Passing Yardage</b>	<b>Record</b>	<b>Opponent</b>	<b>Date</b>
Game: Anthony Doria	494	Sacred Heart	10/29/05
Season: Anthony Doria	2,895		2005
Career: Anthony Doria	8,544		2003-06
Team Game: Anthony Doria	530	Sacred Heart	10/29/05
Team Season:	3,223		2005

<b>Touchdowns</b>	<b>Record</b>	<b>Opponent</b>	<b>Date</b>
Game:	3 (several times)		
Season: Dan Mathis	12		1992
	12		2005
Career: Michael Caputo	32		2003-06
Team Game: Michael Caputo	10	Niagara	10/17/87
Team Season:	35		1992

<b>Points</b>	<b>Record</b>	<b>Opponent</b>	<b>Date</b>
Game:	18 (five times)		
Season: Dan Mathis	78		1992
Career: Michael Caputo	196		2003-06
Team Game: Michael Caputo	72	Niagara	10/17/87
Team Season:	244		1992

<b>All-Purpose Yards</b>	<b>Record</b>	<b>Opponent</b>	<b>Date</b>
Game: Ted Helsel	365	Gallaudet	11/3/79
Season: Ted Helsel	1,451		1978
Career: Todd Harris	4,253		2003-06

<b>Total Yards</b>	<b>Record</b>	<b>Opponent</b>	<b>Date</b>
Team Game:	533	Niagara	10/17/87
Team Season:	3,782		2004

<b>Extra Points</b>	<b>Record</b>	<b>Opponent</b>	<b>Date</b>
Game: Adam Sciulli	6 (twice)		
Season: Adam Sciulli	28		2006
Career: Adam Sciulli	106		2004-07
Team Game: Adam Sciulli	9	Niagara	10/17/87
Team Season:	19		1987

<b>Field Goals</b>	<b>Record</b>	<b>Opponent</b>	<b>Date</b>
Game: Chris LeMaster	3	St. Peter's	10/3/87
	3	Wagner	11/10/07
Longest: Greg Klein	45 yards	Dickinson	9/10/88
Season:	7	Three times	
	(most recent)		2007
Career: Matt Shontofski	21		1993-96
Team Game:	3	St. Peter's	10/3/87
Team Season:	7 (twice)		

<b>Kickoff Return Yards</b>	<b>Record</b>	<b>Opponent</b>	<b>Date</b>
Longest: Desmond Ray	94 yards	La Salle	9/8/01

<b>Punt Return Yards</b>	<b>Record</b>	<b>Opponent</b>	<b>Date</b>
Longest: Ted Helsel	70 yards	St. Vincent	10/28/78

<b>Punts</b>	<b>Record</b>	<b>Opponent</b>	<b>Date</b>
Longest: Sean Davison	69 yards	Marist	10/31/98

<b>Interceptions</b>	<b>Record</b>	<b>Opponent</b>	<b>Date</b>
Game:	3 (three times)		
Longest: Jimbo Cowan	52 yards	Bethany	9/24/94
	52 yards	Bethany	9/24/94
Season: Jason Wilson	8		1994
Career: Jason Wilson	19		1991-94
Team Game: Jason Wilson	5	Mercyhurst	9/26/81
	5	St. John Fisher	10/19/85
Team Season:	19		1993

<b>Tackles</b>	<b>Record</b>	<b>Opponent</b>	<b>Date</b>
Game: Bob McHale	33	Geneva	10/25/86
Season: Daunte Neal	139		2000
Career: Dave Rippin	351		1978-81
Team Game:		NA	
Team Season:	1,118		1978

<b>Fumble Recoveries</b>	<b>Record</b>	<b>Opponent</b>	<b>Date</b>
Game: Dave Rippen	3	St. Vincent	10/23/78
Season:	4 (six times)		
Career: Aaron Herring	7		2000-04
Team Game: Aaron Herring	6	Gannon	9/4/93
Team Season:	28		1978


<b>Sacks</b>	<b>Record</b>	<b>Opponent</b>	<b>Date</b>
Game: Tom Smith	4	Marist	10/10/92
Season: Mark Palla	12		1984
Career: Tom Smith	24		1989-92
Team Game: Tom Smith	7	La Salle	11/2/02
	7	St. Peter's	10/3/87
Team Season:	38		1992



# Wagner Seahawks

2007 Record: 7-4, 3-3 NEC

2007 NEC Finish: T-3rd



## Jeremy Spinks

**Spinks** started in all 11 games as a member of an intimidating linebacking corps that was at the heart of Wagner's NEC-best scoring defense. The senior will likely take on a greater role with the departure of top tackler and first team all-league selection Bryan Brand. Spinks made 72 stops last season to tie classmate Jason Haskins for second on the Seahawks. Both Spinks and Haskins are 2008 preseason all-NEC linebackers and possess the capability to replace Brand's 117 tackles.

## Seahawks to Watch

### Offensive Focus

#### Neil Barton

Jr., OL, 6-2, 285  
Rochester, NY/Milford

*Starter at right tackle last season... Will move over to guard this year.*

Barton is part of a solid nucleus that Wagner boasts up front on offense. One of three returning starters, who all have experience at multiple line positions, Barton will likely fit in at right guard this season after opening his sophomore campaign atop the depth chart at right tackle. Barton, senior right tackle Matt Martin, and sophomore left bookend Joe Feriozzi helped spring running back Jason Butler to one of the best rushing seasons in NEC history.

### Defensive Focus

#### Robert Brown

Sr., DE, 6-1, 230  
Rome, NY/Rome Free Academy

*2007 Associated Press Third Team All-America... All-NEC First Team... ranked nationally in sacks.*

A 2007 Third-Team All-American as voted by the *Associated Press*, the 6-1, 230-pound Brown amassed 10 sacks for a per-game average that ranked him fourth nationally. In addition to 45 tackles, Brown logged seven quarterback hurries and forced one fumble. One of the NEC's most ferocious pass rushers, Brown can help alleviate the hit Wagner's secondary took from the loss of all-NEC cornerback Al Phillips by rattling the opposing quarterback.

## Outlook/Notes

Jason Butler and Piotr Czech produced record seasons to help the Seahawks rebound from an uncharacteristic winless conference showing in 2006 to the program's 22nd winning season in 28 years in 2007.

Butler, whose 1,713 rushing yards rank second all-time in NEC single-season history, and Czech, who has kicked more field goals than anyone in league history including a single-season record 16 last year, are gone and so are first team all-NEC defensive players Al Phillips and Bryan Brand.

Head coach Walt Hameline says Wagner's returning strength up front on both offense and defense should help neutralize the team's key losses.

"I think when you talk about any offense, you start with the big guys up front and I like what we have here," said Hameline who welcomes back an imposing group that includes 2007 starters Neil Barton, Matt Martin, and Joe Feriozzi.

The versatile Shane Smith, a transfer from Central Florida, and veteran Rodney Davis are two options to replace Butler in the running game. Quarterback Matt Abbey returns for his senior season, but may face competition from Iowa transfer Adam Farnsworth.

"Just like with our offense, it all starts up front defensively for us," noted Hameline. "I think you'd have to say that our front four is our defensive strength. We've got pass rushers on the end and good size and strength in the middle."

Senior end Robert Brown, the NEC's leader in sacks, has shown his speed while senior tackle Adrian Adderley can take on opposing blockers in the middle.

➤ The 2007 Seahawks finished first in the NEC in total defense (319.1 ypg), first in scoring defense (16.1 ppg) and second in rushing defense (133.7 ypg).

➤ Wagner's opening week victory at Western Connecticut last season was the 180th career win for veteran head coach **Walt Hameline**. Wagner's long-time athletic director and football coach has 186 career wins on the gridiron and a 1987 National Championship (D-III).

➤ Piotr Czech and Al Phillips each garnered two selections to the 2007 all-NEC first team. Czech occupied both the placekicking and punting positions, while Phillips received his honors at cornerback and return specialist.

➤ Connecting on four field goals of at least 50 yards in distance during his final two seasons at Wagner, Piotr Czech owns the two longest field goals in league history. The 2007 AFCA All-American's 56-yard boot against Saint Francis (PA) on November 10, 2007 eclipsed the two 54-yarders he nailed as junior.

**2008 schedule**

Date	Opponent	Result
9/5	at Stonehill	7:00 pm
9/13	Iona	1:00 pm
9/19	at Marist	7:00 pm
9/27	Bryant	1:00 pm
10/4	<b>at Central Conn. St.</b>	1:00 pm
10/11	<b>Monmouth</b>	1:00 pm
10/18	<b>at Saint Francis (PA)</b>	1:00 pm
10/25	<b>Robert Morris</b>	1:00 pm
11/1	<b>at Sacred Heart</b>	1:00 pm
11/8	<b>Duquesne</b>	1:00 pm
11/15	<b>at Albany</b>	1:00 pm

NEC Games in **Bold**

**2007 results**

Date	Opponent	Time
8/31	at Western Conn. St.	W, 20-7
9/8	at Iona	L, 17-14 (OT)
9/15	at Marist	W, 24-14
9/29	<b>Sacred Heart</b>	<b>W, 18-15</b>
10/6	<b>at Robert Morris</b>	<b>W, 20-13</b>
10/13	<b>at Monmouth</b>	<b>W, 45-16</b>
10/20	<b>Central Conn. St.</b>	<b>L, 21-13</b>
10/27	<b>Albany</b>	<b>L, 24-10</b>
11/3	La Salle	W, 28-0
11/10	<b>St. Francis (PA)</b>	<b>L, 23-20</b>
11/17	at Jacksonville	W, 41-27

NEC Games in **Bold**

**all-time records**

Year	Record	Wagner vs. the NEC	
1927	1-3		
1928	13-1		
1929	1-7		
1930	4-5		
1931	3-4		
1932	2-2-2		
1933	0-2	Albany	1-10
1934	1-4		
1935	0-5-2	CCSU	11-9
1936	0-3-1		
1937	0-5	Duquesne	2-1
1938	4-2		
1939	4-1-1	Monmouth	7-8
1940	4-2		
1941	5-1	Robert Morris	5-9
1942-45	No team		
1946	1-6	Sacred Heart	5-5
1947	4-5		
1948	3-3-2	St. Francis (PA)	14-3
1949	7-1-1		
1950	3-6		
1951	2-6		
1952	3-5		
1953	2-4		
1954	2-7		
1955	0-7		
1956	0-7-1		
1957	2-6		
1958	3-5		
1959	6-2		
1960	9-0		
1961	6-3		
1962	4-4-1		
1963	6-3		
1964	10-0		
1965	3-6		
1966	2-6-1		
1967	9-0		
1968	3-6		
1969	4-5		
1970	5-3-1		
1971	5-4		
1972	7-5		
1973	4-5		
1974	5-3-1		
1975	6-2-1		
1976	2-7-1		
1977	2-7		
1978	2-8		
1979	5-5		
1980	8-2		
1981	9-1		
		<b>Overall Record:</b>	<b>361-299-19</b>
		<b>NEC Record:</b>	<b>37-40</b>

**Quick Facts**

**General Information**

Location: Staten Island, NY  
 Founded: 1883  
 Enrollment: 2,000  
 Nickname: Seahawks  
 Colors: Green and White  
 President: Dr. Richard Guarasci  
 Faculty Representative: Dr. John Esser  
 Athletic Director: Walt Hameline  
 SWA: Peg Hefferan  
 Home Field/Capacity: WagnerCollegeStadium/3,300  
 Athletic Phone: (718)390-3433

**Sports Information**

Sports Information Director: John Beisser  
 SID Phone: (718) 390-3227  
 SID Fax Line: (718) 420-4015  
 SID Cell: (917) 921-6744  
 SID e-mail Address: john.beisser@wagner.edu  
 Press Box Phone: (718) 420-4050  
 Hotline: (718) 420-HAWK  
 Website Address: wagnerathletics.com

**Football Information**

Head Coach: Walt Hameline  
 Overall Record/Years: 186-97-2/27 years  
 Record at WC/Years: 186-97-2/27 years  
 Inaugural Football Season: 1927  
 2007 Record: 7-4  
 NEC Record/Place: 3-3/T-3rd  
 Offensive System: Multiple Pro  
 Defensive System: 4-4  
 Off. Starters Returning/Lost: 7/4  
 Def. Starters Returning/Lost: 7/4  
 Football Office Phone: (718) 390-3489

**Coaching Staff**

Def. Coordinator/Safeties: Mark Collins  
 Off. Coordinator/Recruiting: Jim Gibbons  
 Offensive Line: Jason Houghtaling  
 Asst. Offensive Line: Pete Ottaviano  
 Special Teams Coord./LB: Del Smith  
 Outside Linebackers: Mike Horan  
 Tight Ends: Andrew Berggren  
 Wide Receivers: Andre Fontenette  
 Quarterbacks: T.J. Moriarty  
 Secondary: Josh Phillips  
 Asst. Special Teams: Johan Williams  
 Football Operations: Matt Holland  
 Strength and Conditioning: Dom Reno

**Depth Chart**

**Offense**

<b>SE</b>	<b>2</b>	<b>LON WOODS (Jr., 6-0, 185)</b>
	84	Justin Matthews (So., 6-1, 180)
<b>LT</b>	<b>67</b>	<b>JOE FERIOZZI (So., 6-5, 308)</b>
	77	Quentin Anderson (Fr., 6-4, 270)
<b>LG</b>	<b>65</b>	<b>TYRONE BROWN (So., 6-4, 290)</b>
	63	Chazz Gonzalez (Jr., 6-2, 300)
<b>C</b>	<b>75</b>	<b>CLEVELAND GREEN (Jr., 6-1, 290)</b>
	66	Lenny Kushnirsky (Jr., 6-1, 250)
<b>RG</b>	<b>74</b>	<b>NEIL BARTON (Jr., 6-2, 285)</b>
	62	Andrew Hager (Fr., 6-3, 270)
<b>RT</b>	<b>73</b>	<b>MATTHEW MARTIN (Sr., 6-4, 310)</b>
	71	Zach Johnson (So., 6-5, 290)
<b>TE</b>	<b>88</b>	<b>MORGAN MIZELL (So., 6-1, 230)</b>
	87	Carlos Barthlemy (Sr., 6-3, 260)
<b>QB</b>	<b>4</b>	<b>MATT ABBEY (Sr., 6-2, 185)</b>
	7	Adam Farnsworth (Jr., 6-3, 215)
<b>HB</b>	<b>33</b>	<b>SHANE SMITH (Jr., 6-2, 230)</b>
	24	Rodney Davis (Sr., 5-10, 210) -or-
	22	Prince Young (Fr., 5-10, 210)
<b>FB</b>	<b>41</b>	<b>RICHARD PARKER (So., 6-1, 230)</b>
	35	Keith Heaney (So., 6-2, 225)
<b>FL</b>	<b>6</b>	<b>KYLE TRUEBLOOD (Sr., 6-1, 185)</b>
	1	Tyrone Collins (So., 6-0, 175)

**Special Teams**

<b>PK</b>	<b>96</b>	<b>ERIC ORTIZ (Sr., 6-0, 170)</b>
	34	Adam Ziegler (Sr., 5-10, 175)
<b>P</b>	<b>83</b>	<b>BRAD HYDE (Jr., 6-2, 180)</b>
	-	Kyle Muir (Fr., 6-2, 185)

**Defense**

<b>RE</b>	<b>91</b>	<b>ROBERT BROWN (Sr., 6-1, 230)</b>
	-	Charles Beatty (Fr., 6-0, 230)
<b>NT</b>	<b>90</b>	<b>JOSEPH HARKINS (Jr., 6-1, 285)</b>
	93	Anthony Maurilo (So., 6-1, 250)
<b>DT</b>	<b>99</b>	<b>ADRIAN ADDERLEY (Sr., 6-1, 285)</b>
	98	Joe Johnson (Jr., 5-10, 260)
<b>LE</b>	<b>92</b>	<b>PATRICK ABDUL (So., 6-4, 245)</b>
	51	Jaime Bayer (So., 6-3, 230)
<b>OLB</b>	<b>43</b>	<b>JASON HASKINS (Sr., 6-2, 230)</b>
	9	Chris Jaeger (Jr., 6-0, 225)
<b>ILB</b>	<b>44</b>	<b>JEREMY SPINKS (Sr., 5-11, 230)</b>
	31	Dallas Dowling (So., 6-2, 195)
<b>OLB</b>	<b>3</b>	<b>FRANTZ PLACIDE (So., 6-2, 205)</b>
	54	Olatunde Ogunlana (Jr., 6-0, 205)
<b>S</b>	<b>35</b>	<b>STEFAN GAGE (So., 6-0, 185)</b>
	19	T.J. Czeski (Jr., 6-2, 190)
<b>CB</b>	<b>20</b>	<b>JOREL JOSEPH (Jr., 6-0, 190)</b>
	26	Ken Johnson (Jr., 5-9, 175)
<b>S</b>	<b>8</b>	<b>TAVARES LEE (Jr., 5-10, 180)</b>
	30	John Panik (Sr., 6-0, 230)
<b>CB</b>	<b>23</b>	<b>DARIO CHARLTON (Sr., 5-11, 180)</b>
	13	Aliga Betts (Sr., 5-11, 200)
<b>KR</b>	<b>1</b>	<b>TYRONE COLLINS (So., 6-0, 175)</b>
	6	Kyle Trueblood (Sr., 6-1, 185)
<b>PR</b>	<b>1</b>	<b>TYRONE COLLINS (So., 6-0, 175)</b>
	11	Sean O'Reilly (So., 6-2, 185)

No.	Name	Yr.	Pos.	Ht.	Wt.	Hometown/Previous School
1	Tyrone Collins	So.	WR	6-0	175	Geneva, NY/Geneva
2	Lon Woods	Jr.	WR	6-0	185	St. Petersburg, FL/J.P. Taravella
3	Frantz Placide	So.	LB	6-2	205	Miami, FL/Arch. Curley Notre Dame
4	Matt Abbey	Sr.	QB	6-2	185	La Canada, CA/St. Francis
6	Kyle Trueblood	Sr.	WR	6-1	185	Edison, NJ/JP Stevens
7	Adam Farnsworth	Jr.	QB	6-3	220	North Ogden, UT/Weber/U. of Iowa
8	Tavares Lee	Sr.	DB	5-10	180	Miami, FL/St. Thomas Aquinas
9	Chris Jaeger	Jr.	LB	6-0	225	Sterling, VA/Potomac Falls
10	David Kropilak	So.	QB	6-1	190	Rochelle Park, NJ/Hackensack
11	Sean O'Reilly	So.	WR	6-2	185	Howell, NJ/Howell
12	Stefen Gage	So.	DB	6-0	185	Syracuse, NY/Henninger
13	Aliga Betts	Sr.	DB	5-11	200	Pembroke Pines, FL/Cooper City
14	Steve Panasuk	Fr.	QB	6-3	205	Toms River, NJ/New Egypt
15	Greg DiLorenzo	Sr.	WR	6-0	210	Manalapan, NJ/Manalapan
16	Dustin Nelson	So.	QB	6-4	200	Fort Benning, GA/Christ Church
18	Tyler Newberry	Jr.	QB	6-3	215	Germantown, MD/Mercerburg Prep
19	T.J. Czeski	Jr.	DB	6-2	190	Amsterdam, NY/Amsterdam
20	Jorel Joseph	Jr.	DB	6-0	190	Fairfax Station, VA/Bishop Ireton
22	Prince Young	Fr.	RB	5-10	210	Neptune, NJ/Brick Memorial
23	Dario Charlton	Sr.	DB	5-11	180	Laudehill, FL/South Plantation
24	Rodney Davis	Sr.	RB	5-10	210	Bristol, PA/Neshaminy/Mansfield
25	Peter Westwood	So.	DB	5-9	195	Everett, PA/Bedford
26	Ken Johnson	Jr.	DB	5-9	175	Fort Lauderdale, FL/Fort Lauderdale
28	Jeremy Martinez	So.	RB	5-7	175	Brookhaven, NY/Belport
30	John Panik	Sr.	LB	6-0	230	Staten Island, NY/Poly Prep
31	Dallas Dowling	So.	LB	6-2	195	Richmond, VA/Varina
32	Mike Critchley	Sr.	LB	6-1	195	Long Valley, NJ/West Morris Cent.
33	Shane Smith	Jr.	RB	6-2	230	Susquehanna, PA/Milford Acad.
34	Adam Ziegler	Sr.	K/P	5-10	175	West Trenton, NJ/Ewing
35	Keith Heaney	Jr.	FB	6-2	225	Lincroft, NJ/Middletown South
37	Chaz Legette	Jr.	DB	6-1	170	Syracuse, NY/Nottingham
41	Rich Parker	So.	FB	6-1	230	Corona, NY/Hargrave Military
43	Jason Haskins	Sr.	LB	6-2	230	Jackson, NJ/Matawan/Kean
44	Jeremy Spinks	Sr.	LB	5-11	230	Tampa, FL/Chamberlain
45	Brennan Sullivan	Jr.	LB	6-1	220	Neptune City, NJ/Red Bank Regional
46	Daniel D'Amato	So.	RB	5-9	170	Hasbrouck Heights, NJ/Hasbrouck Hgts
47	Peter Zaqorski	Sr.	TE	6-3	245	Cliffwood Beach, NJ/Matawan
48	Mike Avallone	Jr.	RB	5-7	170	Neptune, NJ/Wall
49	Patrick Powers	So.	LB	5-11	185	Mansfield, MA/Mansfield
50	Donny Londono	So.	LB	6-0	210	Bogota, NJ/Bergen Tech
51	Jaime Bayer	So.	DL	6-3	230	Endicott, NY/Milford Academy
52	Vin Nuzzolose	Jr.	OL/LS	5-11	215	Woodbury, NY/Holy Trinity
54	Olatunde Ogunlana	Jr.	OLB	6-0	205	Staten Island, NY/Tottenville
56	Rory Creegan	So.	K/P	5-10	175	Woodside, NY/St. Francis Prep
62	Andrew Hager	So.	OL	6-3	270	Gorham, ME/Gorham
63	Chazz Gonzalez	Jr.	OL	6-2	300	Passiac, NJ/St. Mary's
64	William Baccash	So.	OL	6-2	285	Milford, CT/Jon Law
65	Tyrone Brown	So.	OL	6-4	290	Brooklyn, NY/Fort Hamilton
67	Joe Feriozzi	So.	OL	6-5	308	Margate, NJ/St. Augustine Prep
71	Zach Johnson	So.	OL	6-5	290	Locust Grove, VA/Fork Union Military
73	Matthew Martin	Sr.	OL	6-4	310	Pennsauken, NJ/Pennsauken
74	Neil Barton	Jr.	OL	6-2	285	Rochester, NY/Milford Academy
75	Cleveland Green	Jr.	OL	6-1	290	Hollywood, FL/McArthur
77	Quentin Anderson	Fr.	OL	6-4	270	Rochester, NY/Milford Acad.
79	Jeremy Naylor	So.	LB	6-1	220	N. Bellmore, NY/WC Mephan
80	Andrew Guilbault	Sr.	TE	6-1	215	Newington, CT/Newington
81	Justin Matthews	So.	WR	6-1	180	Hillside, NJ/Hillside
82	Ryan Dugan	So.	WR	5-11	170	Clark, NJ/A.L. Johnson
83	Brad Hyde	Jr.	WR/P	6-2	180	Minoa, NY/E. Syracuse Minoa
84	Morgan Mizell	So.	TE	6-1	230	Mt. Vernon, NY/Fordham Prep
85	Adam Jensen	So.	TE	6-5	230	Staten Island, NY/Monsignor Farrell
86	Joe Chirchirillo	Jr.	TE	6-1	200	River Vale, NJ/Pascack
87	Carlos Barthelemy	Sr.	TE	6-3	260	Irvington, NJ/Lackawanna CC
88	Ryan Pentz	Fr.	DB	5-10	170	Sykesville, MD/Century
90	Joseph Harkins	Sr.	DL	6-1	285	Washington, DC/St. John's College
91	Robert Brown	Sr.	DL	6-1	230	Rome, NY/RFA
92	Patrick Abdul	Jr.	DL	6-4	245	Brooklyn, NY/Bay Shore
93	Anthony Maurillo	So.	DL	6-1	250	Nutley, NJ/Nutley
96	Eric Ortiz	Sr.	K/P	6-0	170	Oceanside, CA/Vista
97	Keith Hernandez	So.	DL	6-5	290	Miami, FL/Archbishop Carroll
97	Mark Mangion	So.	K/P	5-11	180	Basking Ridge, NJ/Ridge
98	Joe Johnson	Jr.	DL	5-10	260	Fort Myers, FL/Mariner

# Wagner

# 2008 Roster



99	Adrian Adderley	Sr.	DL	6-1	245	Carver Ranches, FL/MSGR Pace
--	Chris Anderson	Fr.	WR	5-10	170	Pembroke Pines, FL/Hollywood Christian
--	Charles Beatty	Fr.	DL	6-0	230	York, PA/William Penn
--	Chris Boyce	Fr.	FB	5-10	210	Monroe, NY/Monroe Woodbury
--	Jeremiah Brown	Fr.	Ath	6-1	190	Brooklyn, NY/Grand Street Campus
--	Chris Casais	So.	WR	6-1	190	Staten Island, NY/Monsignor Farrell
--	Jay Comas	Fr.	FB	5-9	205	Orlando, FL/Bishop Moore Catholic
--	Matt Connelly	Fr.	TE	6-3	240	Plymouth, PA/Wyoming Valley
--	David Crawford	Fr.	WR	6-3	190	Carrollton, TX/Hebron
--	Justin Dejarnette	Fr.	DB	6-3	185	Orlando, FL/Pine Castle Christian
--	Ryan Dayton	Fr.	QB	6-0	200	Chesapeake City, MD/Haverford School
--	Matt DeZarlo	Fr.	LB	5-11	210	South River, NJ/South River HS
--	Shayne Dickinson	Fr.	RB	5-7	155	Orlando FL/Bishop Moore Catholic
--	Sonny Dillinger	Fr.	WR	6-3	190	Naples, FL/St. John Neumann
--	Mevlud Dodic	Fr.	DL	6-1	275	Staten Island, NY/Staten Island Tech
--	Steve Duncan	Fr.	DB	5-11	180	Albany, NY/Ballston Spa
--	Derrick Forrest	Fr.	DL	6-2	230	Ft. Lauderdale, FL/Calvary Christian
--	Dom Gaston	Fr.	OLB	6-2	210	Phillipsburg, NJ/Bergen Catholic
--	Glenn Grainger	Fr.	WR	5-11	205	Holmdel, NJ/Holmdel
--	Ryan Griffiths	Fr.	LB	5-11	205	Baltimore, MD/Calvert Hall HS
--	Jake Halley	Fr.	LB	6-2	180	Boca Raton, FL/Boca Raton
--	Connor Hart	Fr.	OL	6-0	250	Madison, CT/Daniel Hand
--	Matt Holland	Fr.	RB	5-11	210	Boonton, NJ/Boonton
--	Hayden Hunter	Fr.	LB	6-1	215	Sherman Oaks, CA/Notre Dame
--	Adams Issaka	Fr.	DE	6-3	220	Woodbridge, NJ/Port Reading
--	Moses Issaka	Fr.	DE	6-2	240	Woodbridge, NJ/Port Reading
--	John Kinzel	Fr.	DE	6-1	215	Red Bank, NJ/Red Bank Catholic
--	Chad Lannon	Fr.	WR	6-2	180	Baltimore, MD/Calvert Hall
--	Nick Linehan	Fr.	WR/LS	6-0	185	Attleboro, MA/Bishop Feehan HS
--	Wes McDaniel	Fr.	RB	5-10	180	Richmond, VA/Blue Ridge HS
--	Shane McKenna	Fr.	LB	5-11	210	Perrineville, NJ/Notre Dame Academy
--	Justin McKillop	Fr.	LB	5-11	220	Saugus, CA/Saugus HS
--	Ryan McKillop	Fr.	LB	5-11	220	Saugus, CA/Saugus HS
--	Savino Melluzzo	Fr.	RB	5-10	190	Southington, CT/Southington HS
--	Zach Michael	Fr.	DB	6-2	195	Gettysburg, PA/Gettysburg HS
--	Ryan Middleton	Fr.	DB	5-10	185	Winter Garden, FL/West Orange HS
--	Ricky Morgan	Fr.	RB	5-10	195	Miami, FL/Palmer Trinity HS
--	Garrett Mozolic	So.	RB	6-0	210	Woodbridge, NJ/Woodbridge
--	Kyle Muir	Fr.	P	6-2	185	Spencerport, NY/Woodson CC
--	Mike Mulea	Fr.	QB	6-0	190	Staten Island, NY/Tottenville HS
--	Nico Neri	Fr.	WR/DB	5-10	180	Albany, NY/Christian Brothers Acad.
--	Charlie Nocera	Fr.	DL	6-2	210	Robbinsville, NJ/Robbinsville
--	Mikah Pada	Fr.	DB	5-10	185	Kamuella, HI/Kealakene
--	Mike Palomo	Fr.	DE	6-0	210	Towson, MD/Calvert Hall
--	Nick Payne	Jr.	LB	5-11	205	Ballston Spa, NY/Hudson CC.
--	Tony Pedrotti	Fr.	OL	6-0	275	Syracuse, NY/West Genesee HS
--	Brent Peltz	Fr.	DL	6-1	215	Skaneateles, NY/Christian Brothers
--	Kyle Richardson	Fr.	DB	5-8	190	Deltona, FL/Trinity Christian
--	Peter Sanders	Fr.	DB	6-0	180	Stamford, CT/Worcester Academy
--	Darnell Sapps	Fr.	WR6-2	185	Syracuse, NY/Milford Academy	
--	Alex Scharf-Garcia	Fr.	WR	5-11	175	Key Biscayne, FL/Gulliver Prep
--	Bud Schoenster	Fr.	OL	6-4	265	Milford, CT/Jonathan Law HS
--	Tyler Seling	Fr.	OL	6-3	270	Plymouth, MI/Detroit Catholic Central
--	Erik Smithman	Fr.	DB	5-11	210	Barnegat, NJ/Barnegat HS
--	Julian Stanford	Fr.	DL	6-2	210	Bloomfield, CT/Bloomfield HS
--	Nick Suppes	Fr.	LB	6-2	215	Dumont, NJ/Dumont HS
--	James Ullman	Fr.	LB	6-1	210	East Hartland, CT/Windsor Locks
--	Rich Vellucci	Fr.	FB	6-0	210	Newtown, PA/Council Rock North
--	Paul Weinstein	Jr.	PK	5-11	175	Valencia, CA/College of the Canyons
--	Storm Woerner	Fr.	WR	6-0	190	Gettysburg, PA/Gettysburg

# Walt Hameline Biography



Now in his 28th year as Wagner College's Director of Athletics and Head Football Coach, Walt Hameline continues to carve out an amazing record of achievement.

In addition to continuing the long-standing tradition of Wagner Football, which includes a national championship, Hameline has led an ambitious expansion of Wagner's athletic department over the past several years. Since 1992, he has added six women's sports to the athletic program. In the spring of 2002, Wagner introduced women's water polo to its slate bringing Wagner's total number of Division I teams to 22 and creating new opportunities for female athletes. The young program has already captured two Metro Atlantic Athletic Conference titles.

Hameline has also focused on additional staff support for the growing programs, adding an administrative assistant, Wagner's first full-time women's track & field assistant coach, instituted a full-time assistant sports information director, and most recently promoted Wagner's first full-time coordinator of marketing and promotions to support the demand for fiscal stability.

An administrator with vast ideas, Hameline was influential in establishing the Seahawk Golf Classic, in its 16th year, and the Seahawk Club both aimed at increasing funds for the scholarship endowment and complete financial support for the athletics department.

In 1995, Hameline oversaw the opening of new athletic fields at the base of Grymes Hill to house the additional teams, and the multi-sport facility is presently home to the Seahawk softball, men's lacrosse and soccer teams. Under Hameline's guidance, Wagner opened its new football stadium and outdoor track & field facility for the 1997 season and was instrumental in erecting the Spiro Sports Center in the spring of 1999 - a 93,000 square-foot building which houses a 2,100-seat, multi-purpose arena, a six-lane regulation sized swimming pool, team lockerrooms and all athletic department offices.

An institution of high academic standards, Wagner has been cited by *US News & World Report* for have the 15th best graduation rate amongst more than 300 Division I college and/or universities.

Hameline's coaching record is equally impressive. The ledger includes five ECAC Championships, three NCAA Tournament appearances and the 1987 NCAA Division III National Championship - all told, 10 post-season appearances in 24 seasons. In 2001, Hameline won his 150th career game - all at Wagner. He became the winningest coach in Wagner College history in 1990, and boasts a .675 winning percentage at 169-81-2, which ranks in the top 10 amongst active I-AA coaches in the United States.

The highlight, of course, is the 19-3 win over heavily-favored Dayton in Stagg Bowl for the 1987 NCAA Division III National Championship. Against one of the toughest schedules in the nation, Hameline's Seahawks rolled to a 13-1 record, winning more games than any college football team in America. The team earned the school's second Lambert Trophy, symbolic of football superiority in the East among Division III schools, and ECAC Team of the Year recognition. Hameline was honored by many organizations including the Chevrolet National Coach of the Year.

Hameline is a member of the Metropolitan Intercollegiate Basketball Committee (MIBA), the governing body of the National Invitation Tournament. He is an active member of the American Football Coaches Association as well as the Division I-AA Eastern Regional Football Advisory Committee.

The 55-year-old administrator, has been a key developer of the Northeast Conference, serving on numerous committees and served as president of the league. Five years ago, Hameline was honored for his playing, coaching and administrative achievements when he was inducted into the Utica Sports Hall of Fame. In 1998, he received the All-America Football Foundation Johnny Vaught Lifetime Achievement Award.

An outstanding defensive back at Brockport State, Hameline received his Bachelor of Science degree in physical education in 1975, and went on to earn his Master's Degree in education from the University of Albany in 1977.

Hameline resides in Colts Neck, NJ, with his wife, Debbie, and their daughters Kristen and Kelly.

# Head Coach

**Overall Record:** 186-97-2/27 years  
**WC Record:** 186-97-2/27 years



**Alma Mater:**  
Brockport '75

# Walt Hameline

## HEAD COACHING EXPERIENCE:

- 1981- Wagner College, Staten Island, NY
  - Has posted a 186-97-2 (.653) record in 27 years
  - Wagner rebounded in 2007 with its first seven-win campaign since 2002
  - Has had just two sub-.500 seasons in 27 years at Wagner
  - 2007 marked the 21st winning season in Hameline's 27 years at Wagner, which also include four seasons exactly at the .500 mark
  - Led Wagner to the 1987 NCAA Division III national title
  - Ranks among top Division I FCS active coaches with his .653 career winning percentage
  - Winningest collegiate coach in New York Metropolitan history
  - Also serves as Wagner's Director of Athletics

## ASSISTANT COACHING EXPERIENCE:

- 1978-80 Wagner College, Staten Island, NY
  - Offensive line and kickers.
- 1977 Brown University, Providence, RI
  - Tight ends.
- 1976-77 University at Albany, Albany, NY
  - Tight ends.
- 1975 Plattsburgh State University, Plattsburgh, NY
  - Defensive secondary.

## PLAYING EXPERIENCE:

- 1972-75 Brockport State University, Brockport, NY
  - Three-year defensive back.

## EDUCATION:

- Brockport State University, Brockport, NY
  - Bachelor of Science, 1975, Physical Education
  - University at Albany, Albany, NY
    - Master's of Science, 1977, Education

## PERSONAL:

- Wife - Debbie; two daughters - Kristen and Kelly.
- Has serves as Wagner's Director of Athletics since 1981.
- Born on August 16, 1951.

## Walt Hameline at Wagner

Year	Overall	NEC
1981	9-1	
1982	8-1-1	
1983	8-2-1	
1984	6-4	
1985	9-2	
1986	9-2	
1987	13-1	
1988	8-2	
1989	6-3	
1990	5-5	
1991	5-5	
1992	9-2	
1993	9-2	
1994	6-5	
1995	8-2	
1996	5-5	2-2
1997	6-4	2-2
1998	7-3	3-2
1999	5-5	5-2
2000	6-5	6-2
2001	3-6	3-5
2002	7-4	4-3
2003	6-5	3-4
2004	6-5	3-4
2005	6-5	3-4
2006	4-7	0-7
2007	7-4	3-3
<b>Totals</b>	<b>186-97-2</b>	<b>37-40</b>

# Wagner College Stadium Staten Island, NY



2007 Record: 7-4, 3-3 NEC

Wagner

2007 Statistics



RUSHING	GP	Att	Gain	Loss	Net	Avg	TD	Long	Avg/G
BUTLER, Jason	11	316	1829	116	1713	5.4	12	75	155.7
DAVIS, Rodney	9	66	350	19	331	5.0	2	75	36.8
NOLEN, Brandon	7	24	142	0	142	5.9	0	23	20.3
PARKER, Richard	11	24	55	0	55	2.3	4	8	5.0
GAGE, Stefen	7	2	3	0	3	1.5	0	2	0.4
WOODS, Lon	11	1	0	1	-1	-1.0	0	0	-0.1
NELSON, Dustin	1	1	0	4	-4	-4.0	0	0	-4.0
CZECH, Piotr	11	1	0	8	-8	-8.0	0	0	-0.7
KINARD, Joe	11	1	0	11	-11	-11.0	0	0	-1.0
TEAM	6	7	0	17	-17	-2.4	0	0	-2.8
ABBEY, Matt	11	32	64	139	-75	-2.3	0	14	-6.8
Total.....	11	475	2443	315	2128	4.5	18	75	193.5
Opponents.....	11	428	1776	305	1471	3.4	12	82	133.7

PASSING	G	Effic	Cmp-Att-Int	Pct	Yds	TD	Lng	Avg/G
ABBEY, Matt	11	112.47	114-236-6	48.3	1592	9	78	144.7
Total.....	11	112.47	114-236-6	48.3	1592	9	78	144.7
Opponents.....	11	109.40	172-322-12	53.4	2039	10	64	185.4

RECEIVING	G	No.	Yds	Avg	TD	Long	Avg/G
KINARD, Joe	11	29	355	12.2	1	43	32.3
WOODS, Lon	11	24	449	18.7	4	47	40.8
TRUEBLOOD, Kyle	11	20	232	11.6	0	44	21.1
BUTLER, Jason	11	13	175	13.5	1	78	15.9
COLLINS, Tyrone	10	11	143	13.0	0	42	14.3
DAVIS, Rodney	9	5	74	14.8	2	55	8.2
BARTHELEMY, C.	6	5	47	9.4	0	18	7.8
MIZELL, Morgan	6	2	48	24.0	0	34	8.0
SCHWEITZER, Tim	3	2	40	20.0	0	21	13.3
ZAGORSKI, Peter	3	1	15	15.0	0	15	5.0
LINDSLEY, Ryan	5	1	7	7.0	0	7	1.4
GAGE, Stefen	7	1	7	7.0	1	7	1.0
Total.....	11	114	1592	14.0	9	78	144.7
Opponents.....	11	172	2039	11.9	10	64	185.4

SCORING	TD	PATs				Pass	DXP	Saf	Points
		FGs	Kick	Rush	Rcv				
BUTLER, Jason	13	0-0	0-0	0-0	1	0-0	0	0	80
CZECH, Piotr	0	16-19	27-28	0-0	0	0-0	0	0	75
DAVIS, Rodney	4	0-0	0-0	0-0	0	0-0	0	0	24
WOODS, Lon	4	0-0	0-0	0-0	0	0-0	0	0	24
PARKER, Richard	4	0-0	0-0	0-0	0	0-0	0	0	24
KINARD, Joe	1	0-0	0-0	0-0	0	0-0	0	0	6
HEANEY, Keith	1	0-0	0-0	0-0	0	0-0	0	0	6
GAGE, Stefen	1	0-0	0-0	0-0	0	0-0	0	0	6
PHILLIPS, Al	1	0-0	0-0	0-0	0	0-0	0	0	6
TEAM	0	0-0	0-0	0-0	0	0-0	1	2	0
ABBEY, Matt	0	0-0	0-0	0-0	0	1-1	0	0	0
Total.....	29	16-19	27-28	0-0	1	1-1	0	1	253
Opponents.....	22	8-15	17-20	1-1	1	1-1	0	0	177

FIELD GOALS	FGM-FGA	Pct	01-19	20-29	30-39	40-49	50-59	Lg	Blk
CZECH, Piotr	16-19	84.2	1-1	4-4	6-6	3-5	2-3	56	1

PUNT RETURNS	No.	Yds	Avg	TD	Long
PHILLIPS, Al	13	146	11.2	0	41
BUTLER, Jason	3	12	4.0	0	9
COLLINS, Tyrone	1	4	4.0	0	4
PLACIDE, Frantz	1	1	1.0	0	0
HEANEY, Keith	0	0	0.0	1	0
Total.....	18	163	9.1	1	41
Opponents.....	19	97	5.1	0	16

KICK RETURNS	No.	Yds	Avg	TD	Long
PHILLIPS, Al	16	441	27.6	1	95
BUTLER, Jason	13	271	20.8	0	44
PARKER, Richard	2	28	14.0	0	15
HASKINS, Jason	2	27	13.5	0	18
PANIK, John	2	-19	-9.5	0	7
Total.....	35	748	21.4	1	95
Opponents.....	42	951	22.6	0	68

PUNTING	No.	Yds	Avg	Long	TB	FC	I20	Blkd
CZECH, Piotr	64	2573	40.2	70	5	13	26	1
TEAM	1	8	8.0	8	0	0	0	0
Total.....	65	2581	39.7	70	5	13	26	1
Opponents.....	69	2531	36.7	57	3	11	14	2

DEFENSIVE LEADERS	GP	UT	AT	Total	ForLoss	No-Yards	Int-Yds	BrUp	QBH	Fumbles	Blkd
BRAND, Bryan	11	61	56	117	11.5-50	6.0-36	.	1	.	2	.
HASKINS, Jason	11	26	46	72	5.5-11	.	.	.	.	1-0	.
SPINKS, Jeremy	11	24	48	72	3.5-17	2.0-15	.	6	.	.	.
LEE, Tavares	11	26	36	62	1.5-10	1.5-10	.	2	.	1-0	.
ADDERLEY, A.	11	18	42	60	5.0-12	2.0-5	.	.	.	1-0	.
CHARLTON, Dario	11	36	18	54	0.5-0	.	1-17	2	.	.	.
LARSEN, Thomas	11	20	27	47	5.0-11	.	3-81	5	.	1-0	.
BROWN, Robert	11	23	22	45	15.0-100	10.0-77	.	1	7	1-0	.
PHILLIPS, Al	11	28	9	37	0.5-2	.	7-106	11	.	1	.
JOSEPH, Jorel	10	19	11	30	1.0-2	.	1-0	3	.	.	.
HARKINS, Joseph	10	9	21	30	6.5-22	1.5-9	.	1	.	1	.
THORNTON, Jowan	10	12	16	28	6.5-14	3.5-9	.	2	2	.	.
JOHNSON, Joe	9	14	12	26	6.5-15	0.5-5	.	1	.	1	.
ABDUL, Patrick	6	5	14	19	3.0-13	2.0-11	.	.	.	.	.
GEDIN, Kory	6	3	12	15	.	.	.	.	.	.	.
BETTS, Aliga	11	9	6	15	.	.	.	1	.	.	.
DAVIS, Thomas	7	2	12	14	0.5-1	.	.	.	.	.	.
PLACIDE, Frantz	8	4	3	7	.	.	.	.	.	2	.
HEANEY, Keith	10	6	1	7	.	.	.	.	.	1	.
PENTZ, Ryan	10	1	5	6	.	.	.	.	.	1-0	.
WITTER, Mario	10	.	6	6	.	.	.	.	.	.	.
FERNANDEZ, A.	2	1	3	4	.	.	.	.	.	.	.
KINARD, Joe	11	1	2	3	.	.	.	.	.	.	.
PANIK, John	6	1	2	3	.	.	.	.	.	.	.
CRITCHLEY, Mike	9	2	1	3	.	.	.	.	.	.	.
LYNCH, Peter	10	2	1	3	.	.	.	.	.	.	.
DAVIS, Rodney	9	.	3	3	.	.	.	.	.	.	.
TRUEBLOOD, Kyle	11	1	1	2	.	.	.	.	.	.	.
JAEGER, Chris	9	2	.	2	1.0-4	.	.	1	.	.	.
NOLEN, Brandon	7	2	.	2	.	.	.	.	.	.	.
BUTLER, Jason	11	1	1	2	.	.	.	.	.	1-0	1
LINEHAN, Tyler	10	1	.	1	.	.	.	.	.	1-0	.
GAGE, Stefen	7	1	.	1	.	.	.	.	.	.	.
ZAGORSKI, Peter	3	.	1	1	.	.	.	.	.	.	.
ABBEY, Matt	11	1	.	1	.	.	.	.	.	.	.
WOODS, Lon	11	1	.	1	.	.	.	.	.	.	.
MAURILLO, A.	2	1	.	1	.	.	.	.	.	.	.
TEAM	6	.	.	.	.	.	.	.	.	.	1
Total.....	11	364	438	802	73-284	29-177	12-204	37	9	8-0	9
Opponents.....	11	.	.	.	.	15-105	6-108	52	10	7-5	3

INTERCEPTIONS	No.	Yds	Avg	TD	Long
PHILLIPS, Al	7	106	15.1	0	33
LARSEN, Thomas	3	81	27.0	0	53
CHARLTON, Dario	1	17	17.0	0	17
JOSEPH, Jorel	1	0	0.0	0	0
Total.....	12	204	17.0	0	53
Opponents.....	6	108	18.0	0	42

TEAM STATISTICS	WC	OPP	TEAM STATISTICS	WC	OPP
SCORING	253	177	KICK RETURN AVERAGE	21.4	22.6
Points Per Game	23.0	16.1	PUNT RETURN AVERAGE	9.1	5.1
FIRST DOWNS	184	193	INT RETURN AVERAGE	17.0	18.0
Rushing	107	80	FUMBLES-LOST	10-7	20-8
Passing	66	96	PENALTIES-YARDS	85-744	66-543
Penalty	11	17	Average Per Game	67.6	49.4
RUSHING YARDAGE	2128	1471	PUNTS-YARDS	65-2581	69-2531
Yards gained rushing	2443	1776	Average Per Punt	39.7	36.7
Yards lost rushing	315	305	Net punt average	36.7	33.4
Rushing Attempts	475	428	TIME OF POSSESSION/GM	30:29	30:32
Average Per Rush	4.5	3.4	3RD-DOWN CONV.	58/159	60/162
Average Per Game	193.5	133.7	3rd-Down Pct	36%	37%
TDs Rushing	18	12	4TH-DOWN CONV.	3/11	8/17
PASSING YARDAGE	1592	2039	4th-Down Pct	27%	47%
Att-Comp-Int	236-114-6	322-172-12	SACKS BY-YARDS	29-177	15-105
Average Per Pass	6.7	6.3	MISC YARDS	0	0
Average Per Catch	14.0	11.9	TOUCHDOWNS SCORED	29	22
Average Per Game	144.7	185.4	FIELD GOALS-ATTEMPTS	16-19	8-15
TDs Passing	9	10	ON-SIDE KICKS	0-1	0-0
TOTAL OFFENSE	3720	3510	RED-ZONE SCORES	25-30	83%-21-30
Total Plays	711	750	RED-ZONE TDs	14-30	47%-17-30
Average Per Play	5.2	4.7	PAT-ATTEMPTS	27-28	96%-17-20
Average Per Game	338.2	319.1	ATTENDANCE	8265	12185
KICK RETURNS: #-YDS	35-748	42-951	Games/Avg Per Game	6/1378	5/2437
PUNT RETURNS: #-YDS	18-163	19-97	Neutral Site Games	0/0	
INT RETURNS: #-YDS	12-204	6-108			



Rushing Attempts	Record	Opponent	Date
Game: Rick Sarille	47	Robert Morris	11/2/96
Season: Rick Sarille	282		1996
Career: Rick Sarille	965		1995-99
Team Game:	77	Kean	11/13/82
	77	USMMA	10/27/79
Team Season:	557		1982

Rushing Yards	Record	Opponent	Date
Game: Terry Underwood	363	Hofstra	10/15/88
Season: Terry Underwood	1,809		1988
Career: Rick Sarille	5,290		1995-99
Team Game:	472	W. Conn. St.	10/3/96
Team Season:	2,612		1982

Rushing TDs	Record	Opponent	Date
Game: Greg Harris	5	Newport News	10/6/90
Longest: Chris Davis	85	Robert Morris	10/28/00
Season: Terry Underwood	21		1988
Career: Terry Underwood	55		1985-88
Team Game:	7	Iona	9/26/81
Team Season:	37		1981

Receptions	Record	Opponent	Date
Game: Chuck Kinsley	12	Monmouth	11/7/98
Season: Sean Simmons	74		2003
Career: Chris Turner	213		2003-06
Team Game:	26	Salisbury St.	10/9/91
Team Season:	175		2000

Receiving Yards	Record	Opponent	Date
Game: Chuck Kinsley	200	Monmouth	11/7/98
Season: Rich Kotite	943		1964
Career: Chris Turner	2,863		2003-06
Team Game:	383	San Diego	10/8/94
Team Season:	2,365		1993

Receiving TDs	Record	Opponent	Date
Game: Daryn Plummer	3	Albany	9/22/01
Season: Paul Pelton	3	St. John's	9/19/86
Longest: John Von Ahnen	97 yards	Trenton St.	9/21/84
Season: Daryn Plummer	10		2000
Career: Chris Turner	33		2003-06
Team Game:	4	St. Francis (PA)	10/21/00
Team Season:	25		2000

Passing Attempts	Record	Opponent	Date
Game: Jason Miletic	50	C.W. Post	9/21/96
Season: John Sciarra	378		2004
Career: Jason Cue	591		1993-94
Team Game:	55	Albany	9/22/01
Team Season:	381		2004

Completions	Record	Opponent	Date
Game: John Sciarra	29	La Salle	9/4/04
Season: John Sciarra	207		2004
Career: Terry O'Hare	313		1991-92
Team Game:	29	La Salle	9/4/04
Team Season:	207		2004

Touchdown Passes	Record	Opponent	Date
Game: Aaron Smith	4	St. Francis (PA)	10/21/00
Longest: Jesse Foote	97 yards	Trenton St.	9/21/84
Season: Aaron Smith	25		2000
Career: Don Cavalli	46		1958-61
Team Game:	4	Albany	9/22/01
	4	St. Francis (PA)	10/21/00
Team Season:	25		2000

Passing Yardage	Record	Opponent	Date
Game: John Sciarra	395	Albany	10/30/04
Season: John Sciarra	2,581		2004
Career: Jason Cue	4,590		1993-94
Team Game:	395	Albany	10/30/04
Team Season:	2,581		2004

Touchdowns	Record	Opponent	Date
Game: Terry Underwood	5	Ramapo	11/9/85
Greg Harris	5	Newport News	10/6/90
John Campbell	5	Jacksonville	11/15/98
Season: Terry Underwood	21		1988
Career: Rick Sarille	55		1995-99
Terry Underwood	55		1985-88
Team Game:	9	Iona	9/26/81
Team Season:	45		1981

Points	Record	Opponent	Date
Game: Terry Underwood	30	Ramapo	11/9/85
Greg Harris	30	Newport News	10/6/90
John Campbell	30	Jacksonville	11/15/98
Season: Terry Underwood	126		1988
Career: Rick Sarille	334		1995-99
Team Game:	62	Iona	9/26/81
Team Season:	321		1981

All-Purpose Yards	Record	Opponent	Date
Game: Terry Underwood	397	Hofstra	10/15/88
Season: Terry Underwood	2,408		1988
Career: Rick Sarille	7,338		1995-99

Total Yards	Record	Opponent	Date
Team Game:	673	Hofstra	10/15/88
Team Season:	4,315		1994

Extra Points	Record	Opponent	Date
Game:	8 (five times)		
Season: Tom O'Riordan	40		1983
Career: Tom O'Riordan	132		1983-86

Field Goals	Record	Opponent	Date
Game: Blake Abbot	4	St. John's	9/29/01
Walter Lopez	4	Delaware Valley	9/14/91
Longest: Piotr Czech	56 yards	Saint Francis (PA)	11/10/07
Season: Piotr Czech	16		2007
Career: Piotr Czech	44		2004-07
Team Game:	4	Delaware Valley	9/14/91
Team Season:	13		1984

Kickoff Return Yards	Record	Opponent	Date
Longest: Terry Underwood	97 yards	Montclair St.	9/14/85

Punt Return Yards	Record	Opponent	Date
Longest:	NA		

Punts	Record	Opponent	Date
Longest: Carl Franke	75 yards	Cent. Conn. St.	10/26/96

Interceptions	Record	Opponent	Date
Game:	2 (17 times)		
Longest: Jim Jenkins	104 yards	C.W. Post	11/12/66
Season: Jim Nix	10		1971
Career: Tony Parisi	24		1971-74
Team Game:	NA		
Team Season:	NA		

Tackles	Record	Opponent	Date
Game: Ryan Tobin	27	C.W. Post	9/11/93
Season: Ryan Tobin	150		1993
Career: Sal D'Alessio	457		1980-83
Team Game:	NA		
Team Season:	NA		

Sacks	Record	Opponent	Date
Game: William Snell	4	Cent. Conn. St.	9/25/93
Ryan Tobin	4	Cent. Conn. St.	9/25/93
Season: Rick Williams	15		1991
Career: Rick Williams	34		1989-92
Team Game:	NA		
Team Season:	NA		